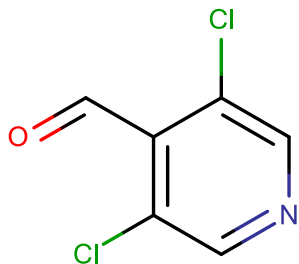
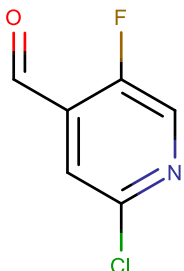
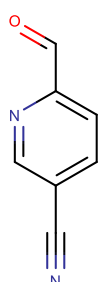
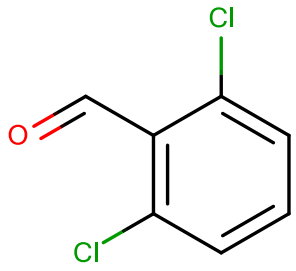
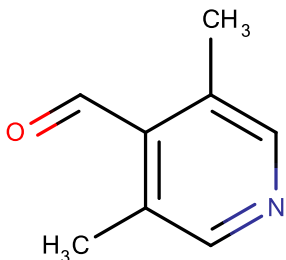
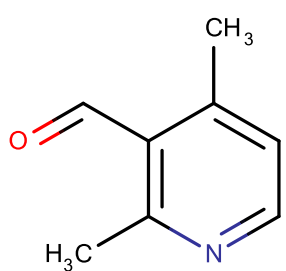
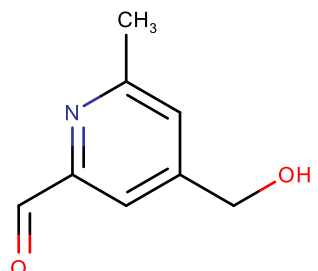
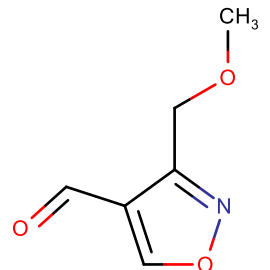
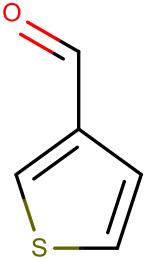
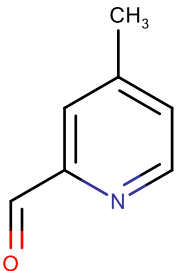
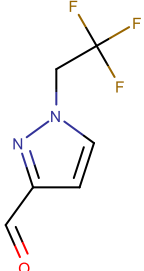
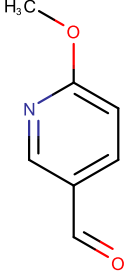
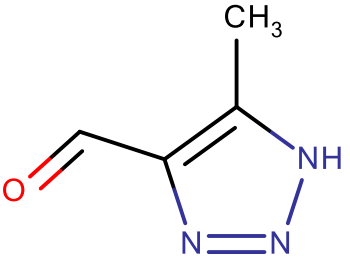
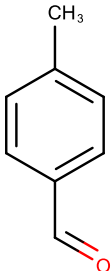
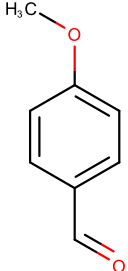
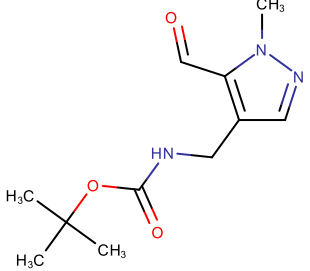


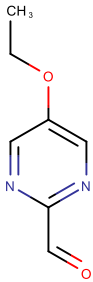
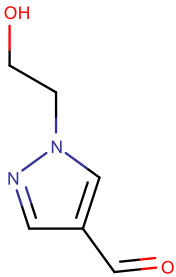
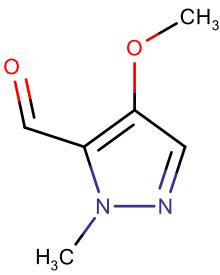
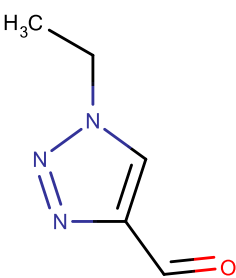
Structures of reactants 2

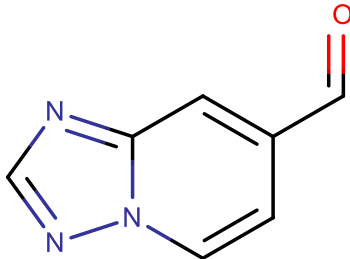
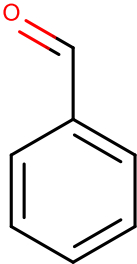
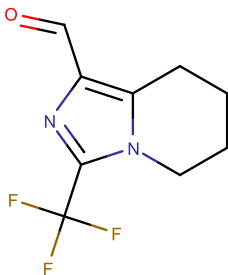
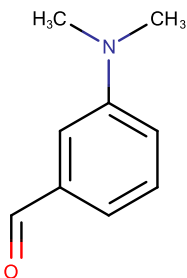
ID	Structure
$2\{1\}$	
$2\{2\}$	
$2\{3\}$	
$2\{4\}$	

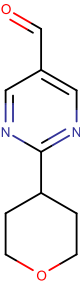
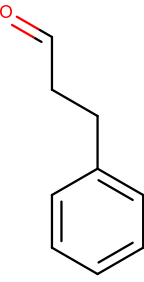
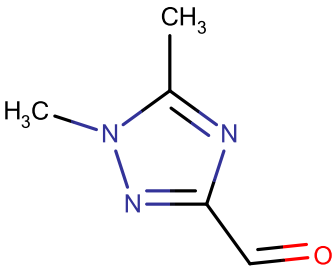
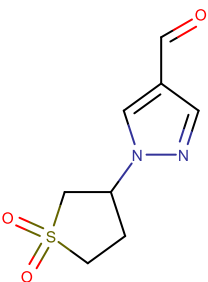
$2\{5\}$	
$2\{6\}$	
$2\{7\}$	
$2\{8\}$	

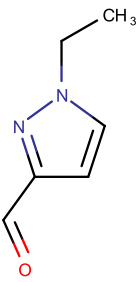
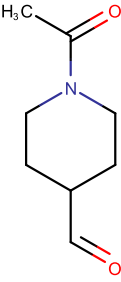
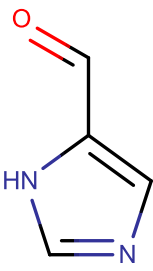
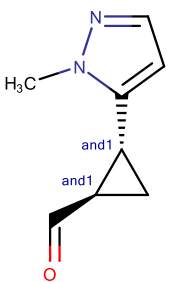
$2\{9\}$	
$2\{10\}$	
$2\{11\}$	
$2\{12\}$	

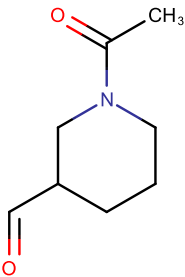
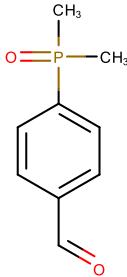
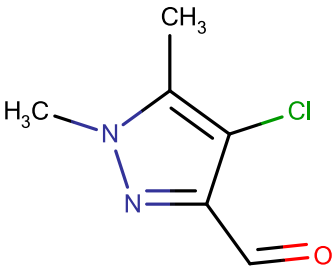
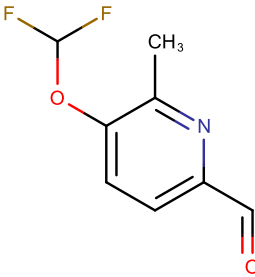
$2\{13\}$	
$2\{14\}$	
$2\{15\}$	
$2\{16\}$	

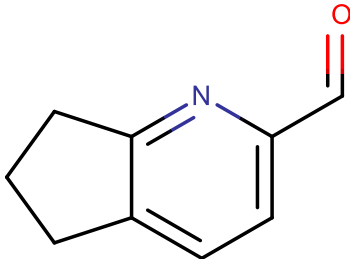
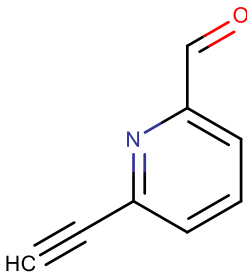
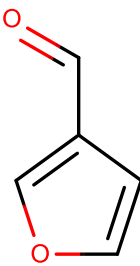
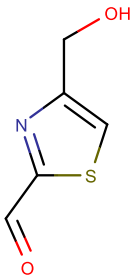
2{17}	
2{18}	
2{19}	
2{20}	

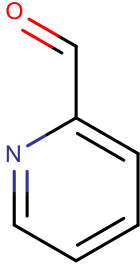
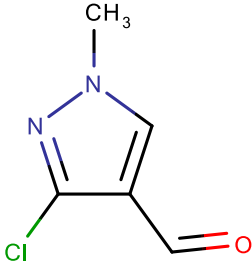
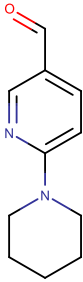
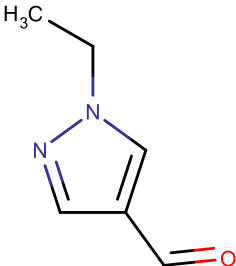
2{21}	
2{22}	
2{23}	
2{24}	

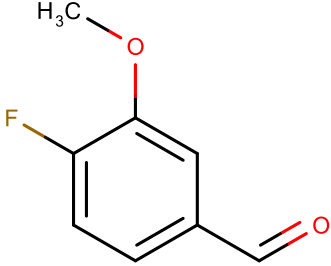
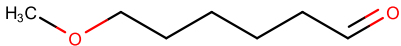
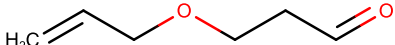
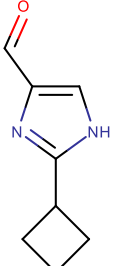
2{25}	
2{26}	
2{27}	
2{28}	

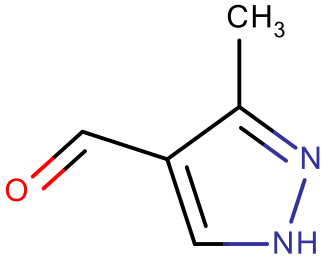
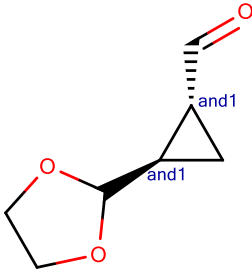
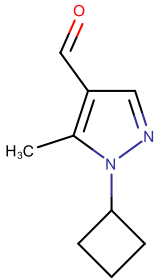
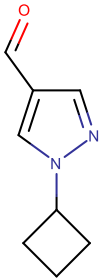
2{29}	
2{30}	
2{31}	
2{32}	

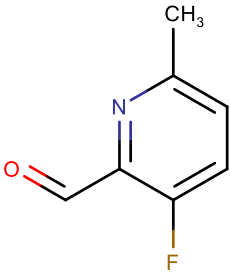
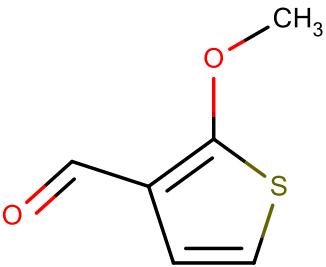
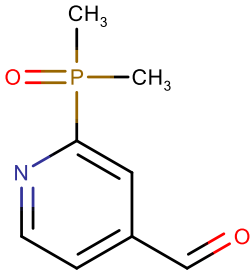
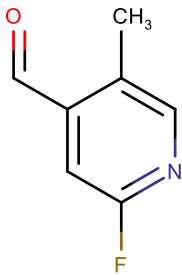
2{33}	 <chem>CC(=O)N1CCCCC1C=O</chem>
2{34}	 <chem>CP(=O)(C)c1ccc(C=O)cc1</chem>
2{35}	 <chem>CC1=C(Cl)C(=CN1C)C=O</chem>
2{36}	 <chem>CC1=CC(=CC=C1N)C=OCOCC(F)F</chem>

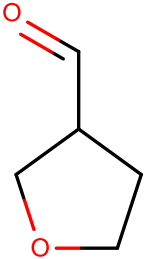
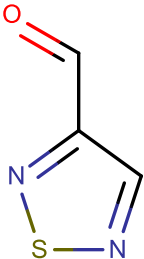
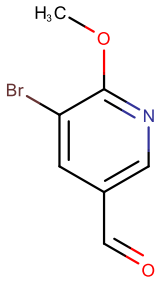
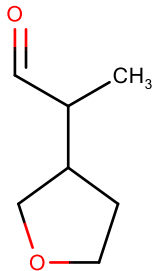
2{37}	 <chem>O=Cc1ccc2c(c1)CCCC2</chem>
2{38}	 <chem>O=Cc1ccc(C#CC)cn1</chem>
2{39}	 <chem>O=Cc1ccoc1</chem>
2{40}	 <chem>O=Cc1sc(CO)cn1</chem>

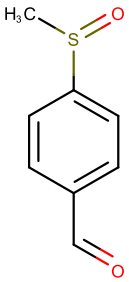
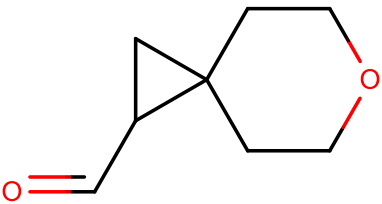
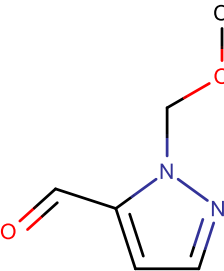
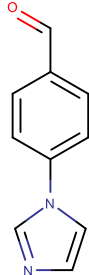
2{41}	
2{42}	
2{43}	
2{44}	

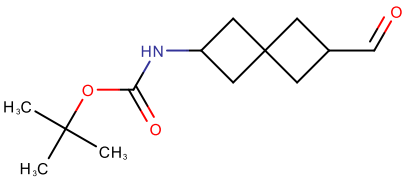
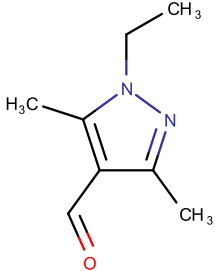
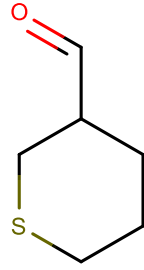
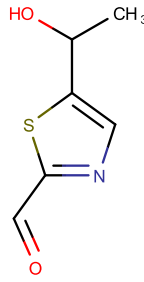
2{45}	
2{46}	
2{47}	
2{48}	

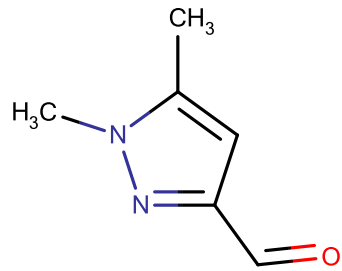
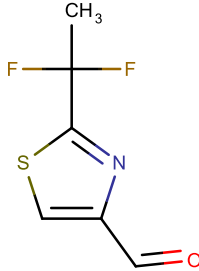
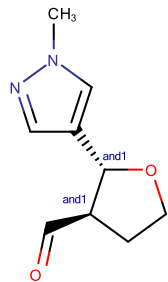
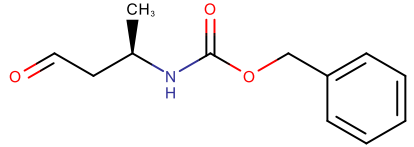
$2\{49\}$	
$2\{50\}$	
$2\{51\}$	
$2\{52\}$	

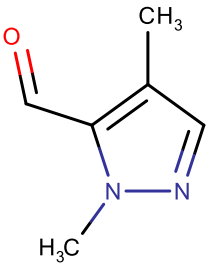
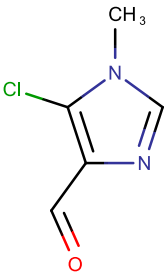
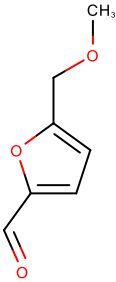
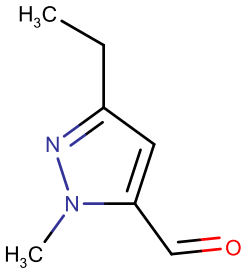
$2\{53\}$	
$2\{54\}$	
$2\{55\}$	
$2\{56\}$	

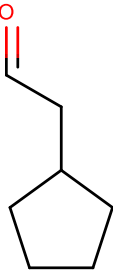
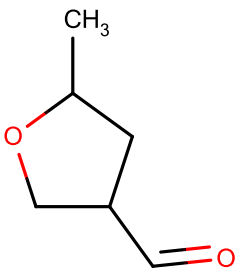
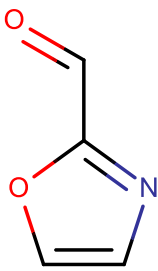
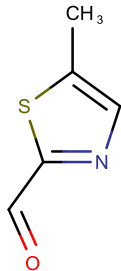
$2\{57\}$	
$2\{58\}$	
$2\{59\}$	
$2\{60\}$	

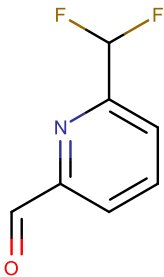
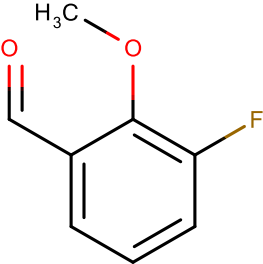
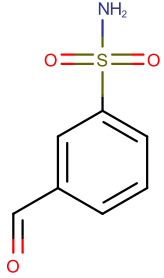
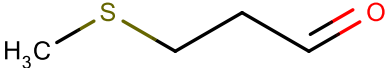
$2\{61\}$	
$2\{62\}$	
$2\{63\}$	
$2\{64\}$	

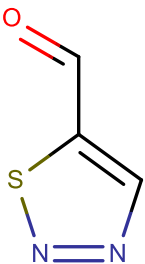
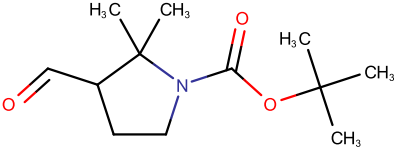
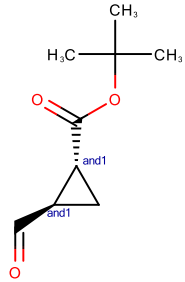
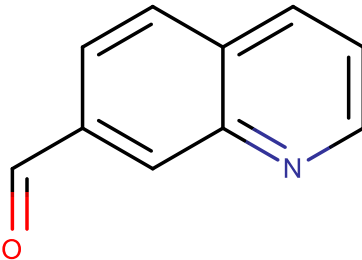
2{65}	 <chem>CC(C)(OC(=O)NCC1CCC1CC=O)C=O</chem>
2{66}	 <chem>CCN1C(=O)C(C)=CN1C</chem>
2{67}	 <chem>CCCCC1CCCC1CC=O</chem>
2{68}	 <chem>CC(O)C1=CN=C(S1)C=O</chem>

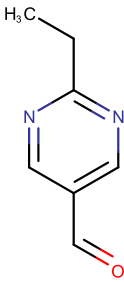
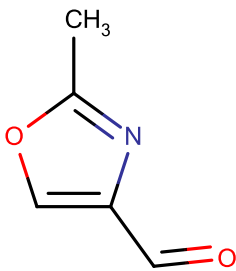
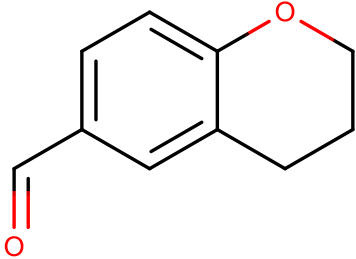
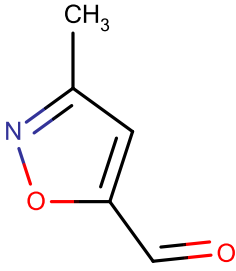
2{69}	 <chem>CC1=CC(=CN1)CC=O</chem>
2{70}	 <chem>CC(F)(F)C1=CN=C(S1)C=O</chem>
2{71}	 <chem>CC1=CN(C1)[C@H]2OCC2C=O</chem>
2{72}	 <chem>CC(C)C(=O)NCC=O</chem>

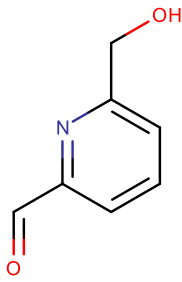
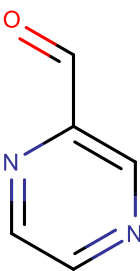
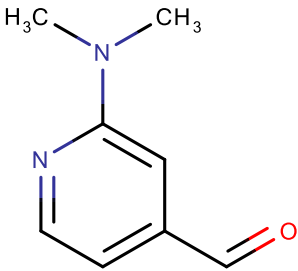
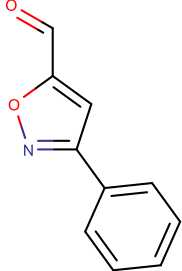
2{73}	
2{74}	
2{75}	
2{76}	

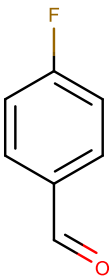
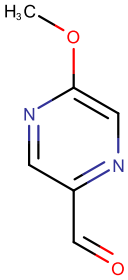
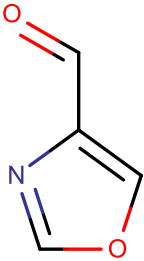
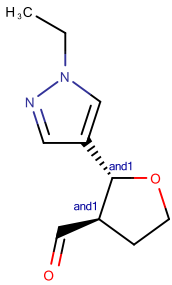
2{77}	
2{78}	
2{79}	
2{80}	

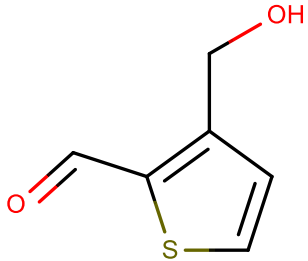
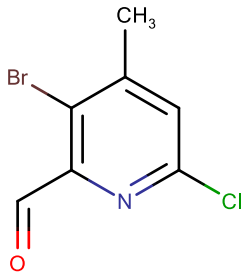
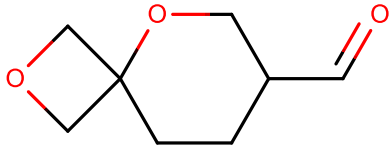
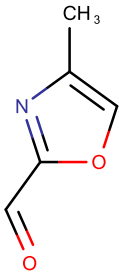
2{81}	
2{82}	
2{83}	
2{84}	

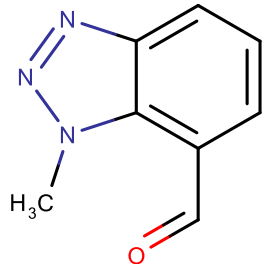
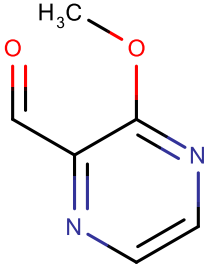
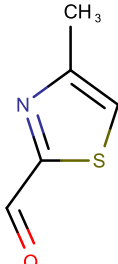
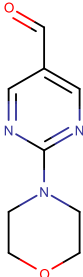
2{85}	
2{86}	
2{87}	
2{88}	

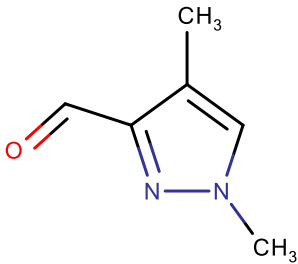
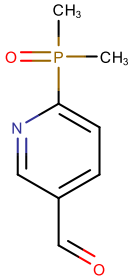
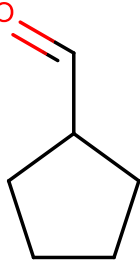
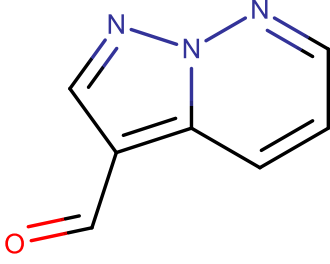
2{89}	 <chem>CNc1cc(C=O)ncn1</chem>
2{90}	 <chem>Cc1cc(C=O)nn1C=O</chem>
2{91}	 <chem>C1=CC=C2C(=C1)OC2c3cc(C=O)ncn3</chem>
2{92}	 <chem>Cc1cc(C=O)nn1C=O</chem>

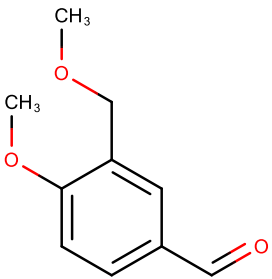
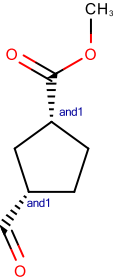
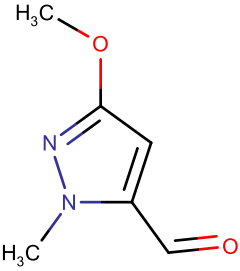
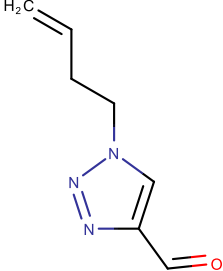
2{93}	 <chem>OCc1cc(C=O)ncn1</chem>
2{94}	 <chem>O=C1C=CC(=O)NCC1=O</chem>
2{95}	 <chem>CN(C)c1cc(C=O)ncn1</chem>
2{96}	 <chem>O=C1C=CC(=O)NCC1=O</chem>

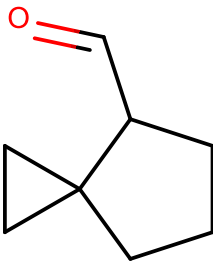
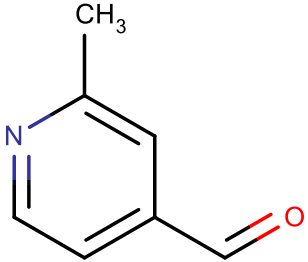
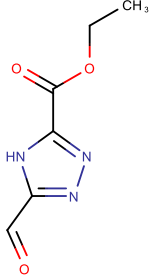
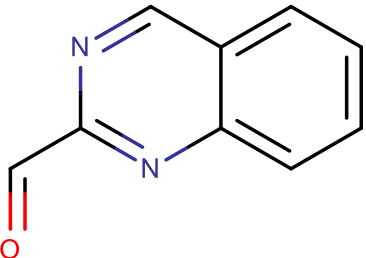
$2\{97\}$	
$2\{98\}$	
$2\{99\}$	
$2\{100\}$	

$2\{101\}$	
$2\{102\}$	
$2\{103\}$	
$2\{104\}$	

$2\{105\}$	
$2\{106\}$	
$2\{107\}$	
$2\{108\}$	

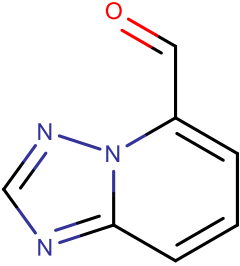
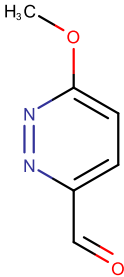
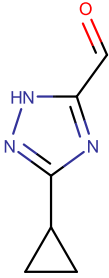
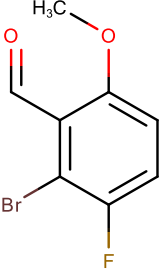
$2\{109\}$	
$2\{110\}$	
$2\{111\}$	
$2\{112\}$	

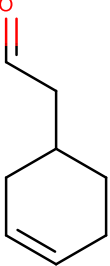
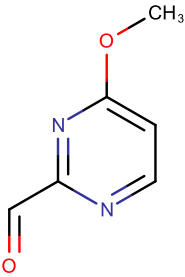
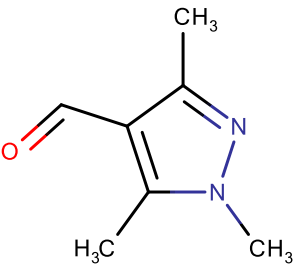
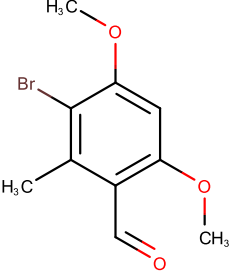
$2\{113\}$	
$2\{114\}$	
$2\{115\}$	
$2\{116\}$	

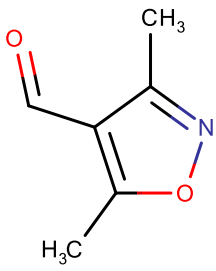
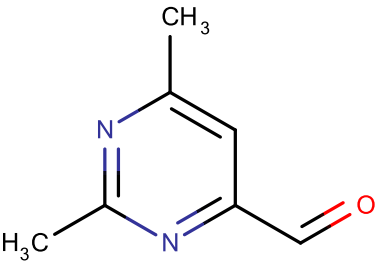
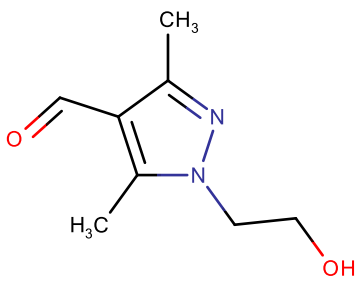
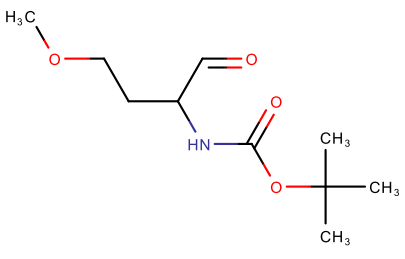
$2\{117\}$	
$2\{118\}$	
$2\{119\}$	
$2\{120\}$	

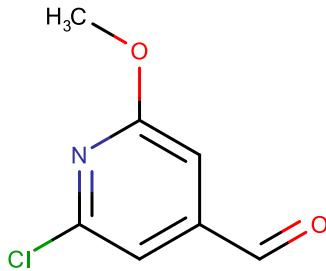
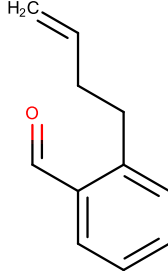
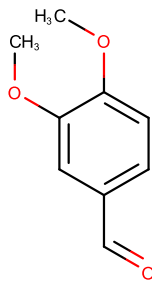
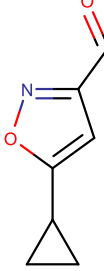
$2\{121\}$	
$2\{122\}$	
$2\{123\}$	
$2\{124\}$	

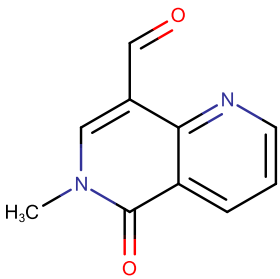
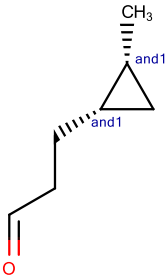
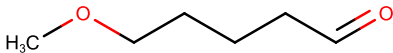
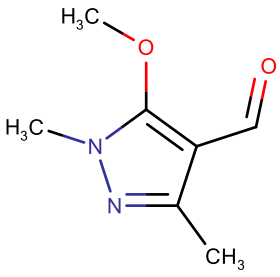
$2\{125\}$	
$2\{126\}$	
$2\{127\}$	
$2\{128\}$	

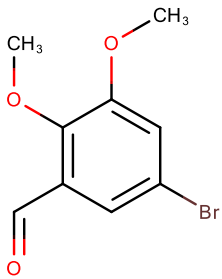
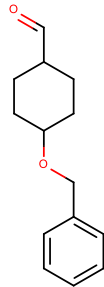
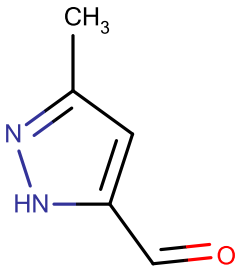
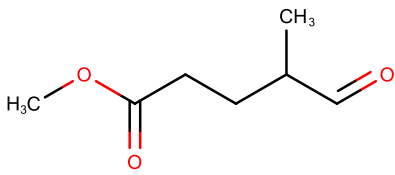
$2\{129\}$	 <chem>O=Cc1ccc2nc3cc[nH]3n2c1</chem>
$2\{130\}$	 <chem>COc1cc(C=O)ccn1</chem>
$2\{131\}$	 <chem>O=Cc1nn(C2CC2)c[nH]1</chem>
$2\{132\}$	 <chem>COc1cc(Br)c(F)c(C=O)c1</chem>

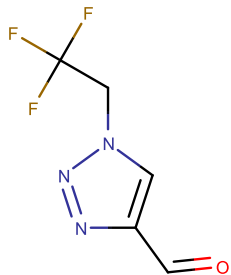
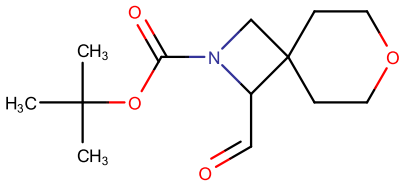
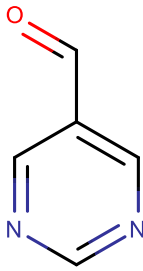
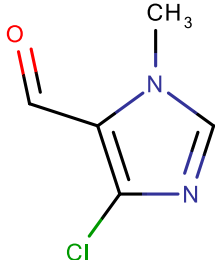
$2\{133\}$	 <chem>O=CC1CCCCC1</chem>
$2\{134\}$	 <chem>COc1cc(C=O)ncn1</chem>
$2\{135\}$	 <chem>CC1=C(C)C(C=O)=CN(C)N1</chem>
$2\{136\}$	 <chem>COc1cc(C=O)c(C)c(Br)c1OC</chem>

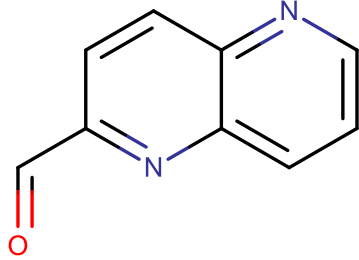
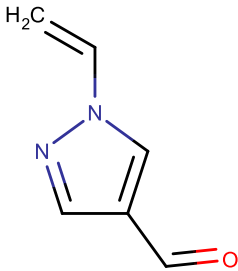
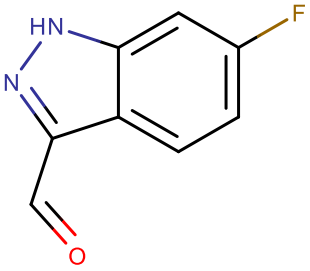
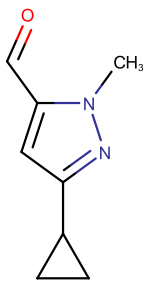
2{137}	
2{138}	
2{139}	
2{140}	

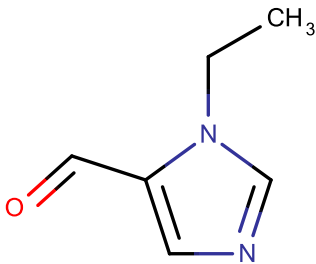
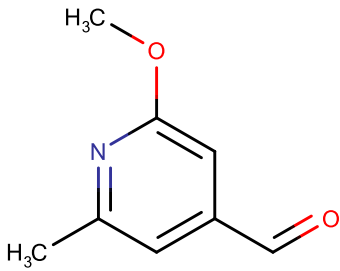
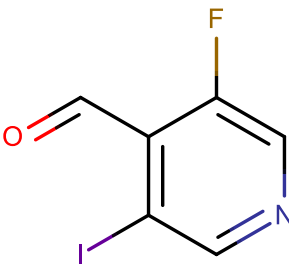
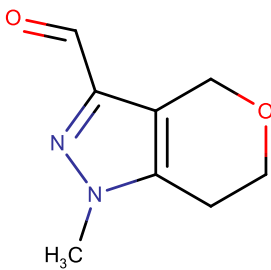
2{141}	
2{142}	
2{143}	
2{144}	

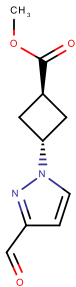
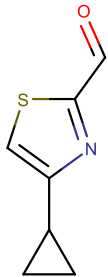
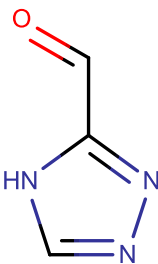
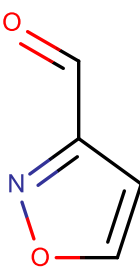
2{145}	
2{146}	
2{147}	
2{148}	

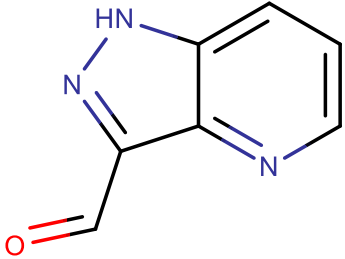
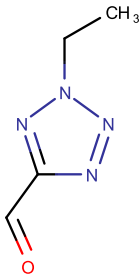
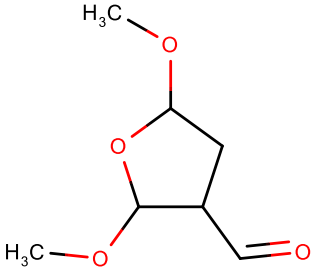
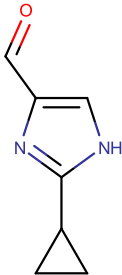
2{149}	
2{150}	
2{151}	
2{152}	

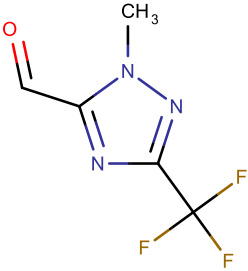
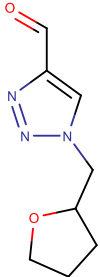
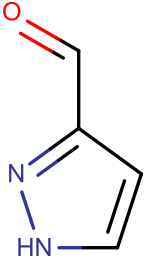
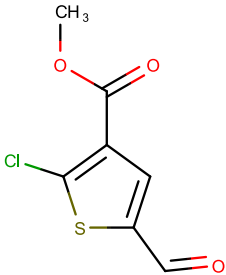
$2\{153\}$	
$2\{154\}$	
$2\{155\}$	
$2\{156\}$	

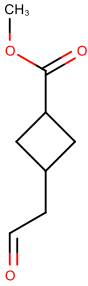
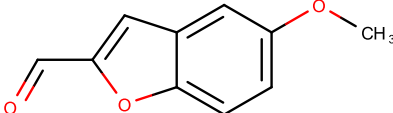
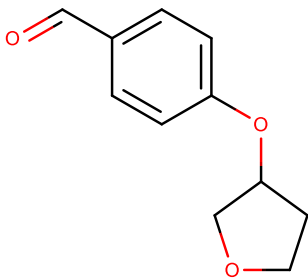
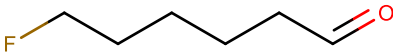
$2\{157\}$	
$2\{158\}$	
$2\{159\}$	
$2\{160\}$	

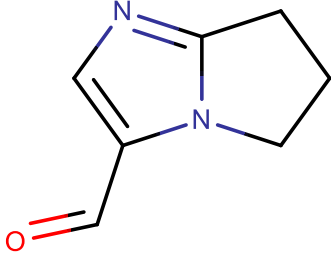
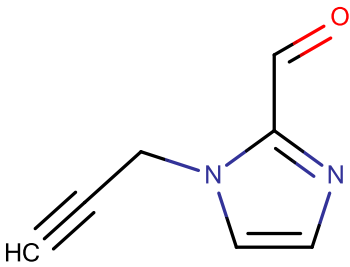
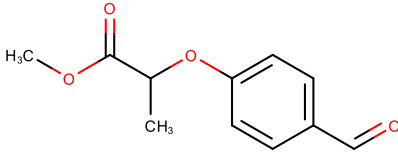
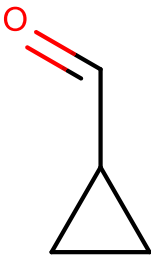
$2\{161\}$	 <chem>CCCN=C1C=CN=C1C=O</chem>
$2\{162\}$	 <chem>COc1cc(C)cc(C=O)cn1</chem>
$2\{163\}$	 <chem>Fc1cc(I)cc(C=O)cn1</chem>
$2\{164\}$	 <chem>CC1=CN2C(=N1)C=CC2=CO</chem>

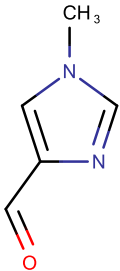
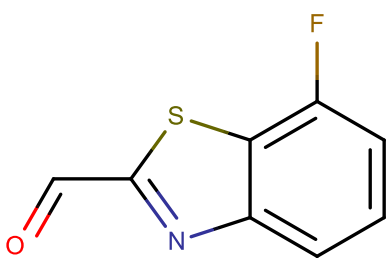
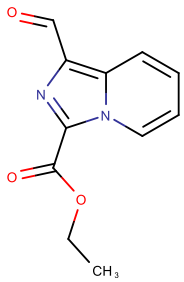
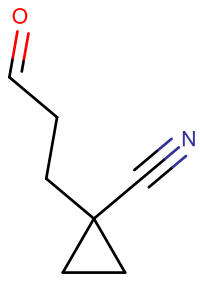
$2\{165\}$	 <chem>COC(=O)[C@H]1CC[C@H]1N2C=CC=N2C=O</chem>
$2\{166\}$	 <chem>C1CC1c2cc(C=O)ccn2</chem>
$2\{167\}$	 <chem>O=C1NC=CN1</chem>
$2\{168\}$	 <chem>O=C1C=CCO1</chem>

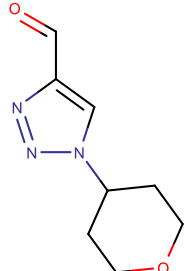
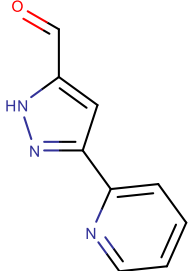
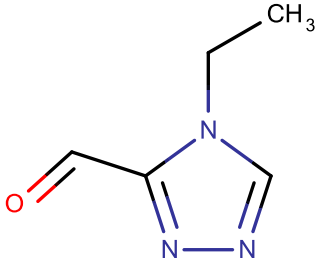
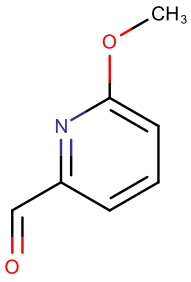
2{169}	 <chem>O=CCC1=CNC2=CC=CC=C12</chem>
2{170}	 <chem>O=CCC1=NN=NN1</chem>
2{171}	 <chem>O=C[C@@H]1[C@H](OC)[C@H](OC)O1</chem>
2{172}	 <chem>O=Cc1c[nH]c2ccccc12C3CC3</chem>

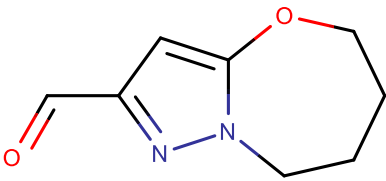
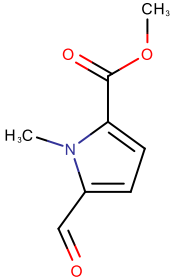
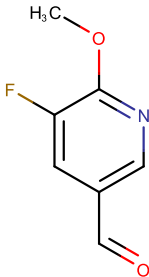
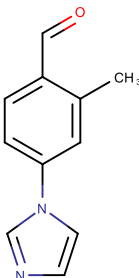
2{173}	 <chem>O=Cc1c(C(F)(F)F)nn(C)n1</chem>
2{174}	 <chem>O=CCC1=NN=CN1</chem>
2{175}	 <chem>O=Cc1c[nH]cn1</chem>
2{176}	 <chem>O=Cc1cc(C(=O)OC)c(Cl)s1</chem>

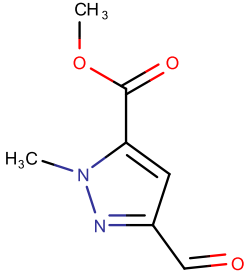
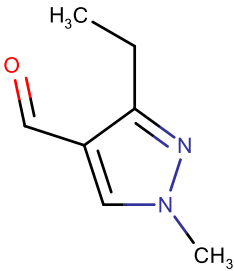
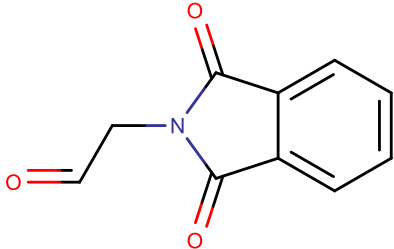
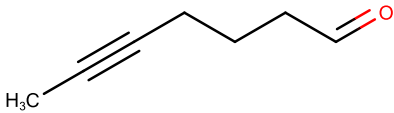
2 {177}	
2 {178}	
2 {179}	
2 {180}	

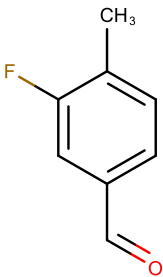
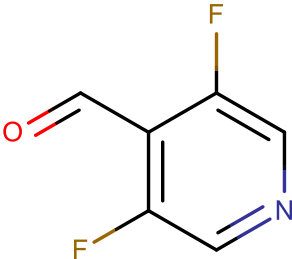
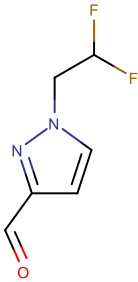
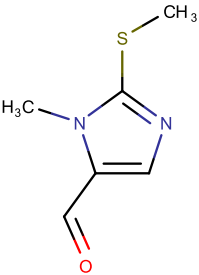
2 {181}	
2 {182}	
2 {183}	
2 {184}	

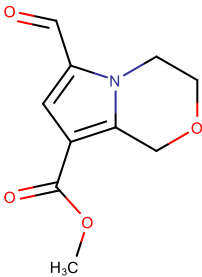
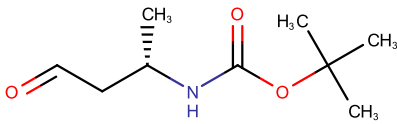
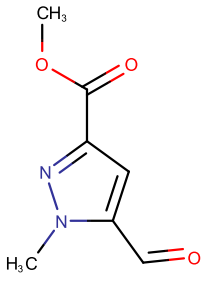
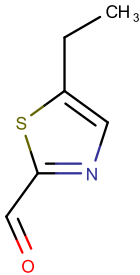
2{185}	
2{186}	
2{187}	
2{188}	

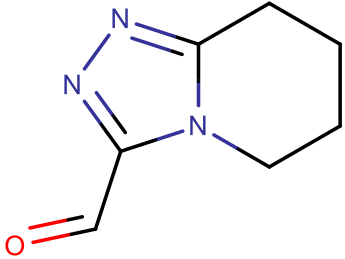
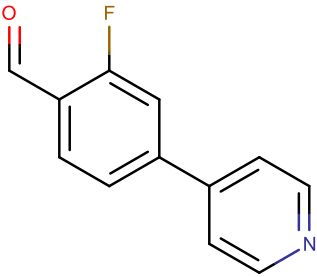
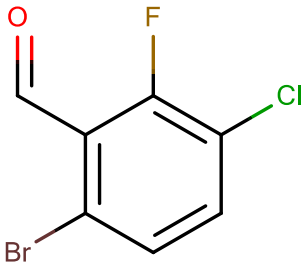
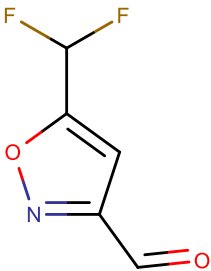
2{189}	
2{190}	
2{191}	
2{192}	

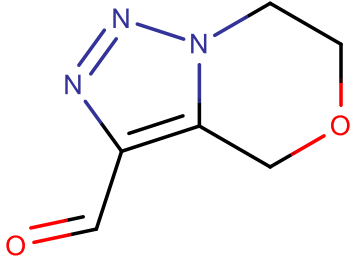
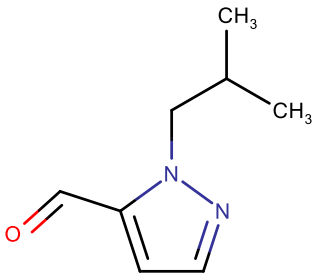
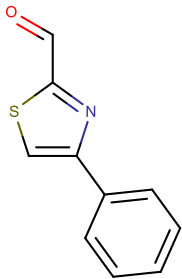
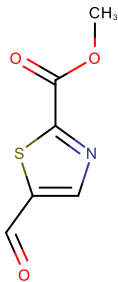
2{193}	
2{194}	
2{195}	
2{196}	

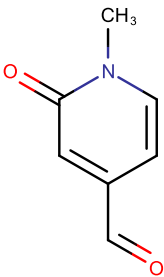
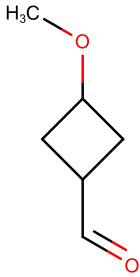
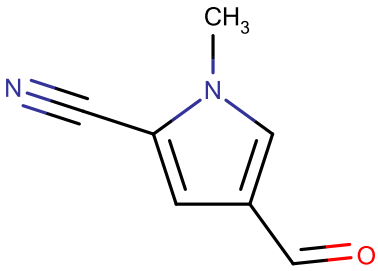
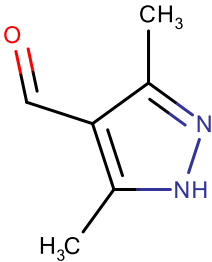
2{197}	
2{198}	
2{199}	
2{200}	

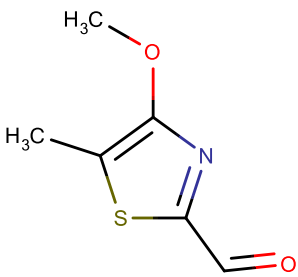
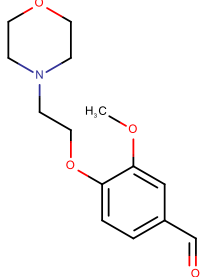
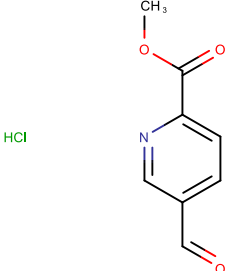
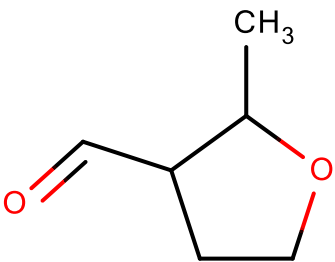
2{201}	
2{202}	
2{203}	
2{204}	

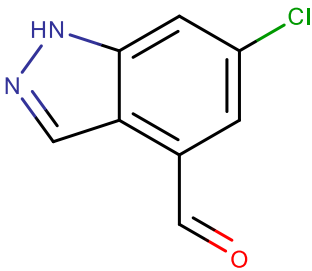
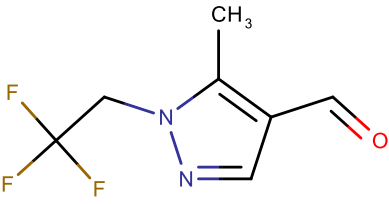
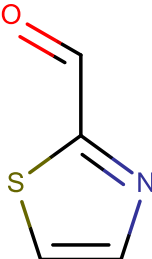
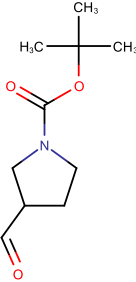
2{205}	
2{206}	
2{207}	
2{208}	

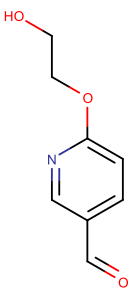
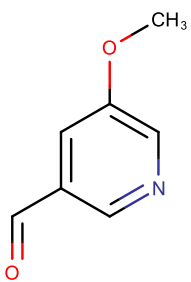
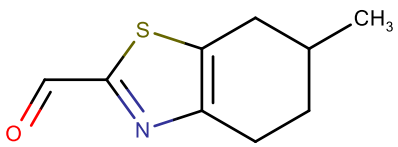
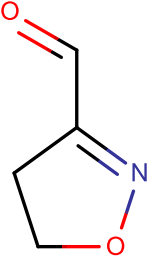
$2\{209\}$	
$2\{210\}$	
$2\{211\}$	
$2\{212\}$	

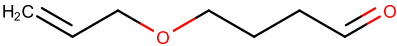
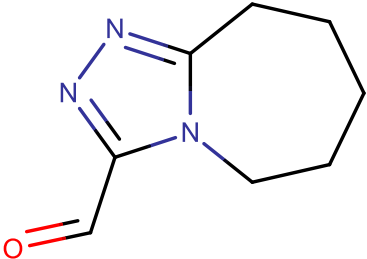
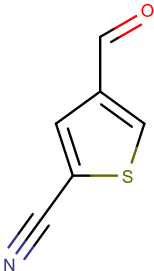
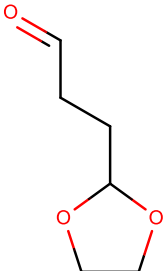
$2\{213\}$	
$2\{214\}$	
$2\{215\}$	
$2\{216\}$	

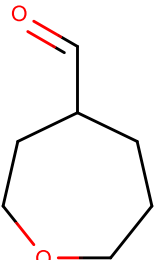
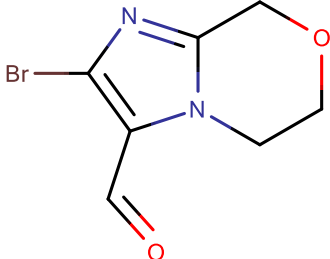
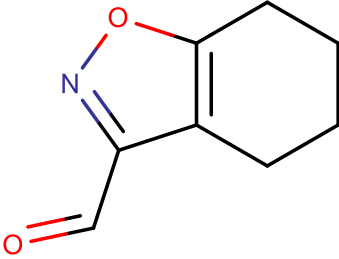
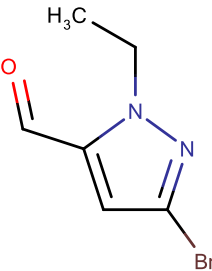
2{217}	
2{218}	
2{219}	
2{220}	

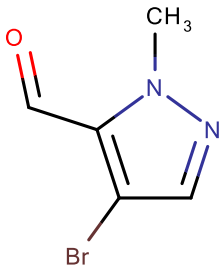
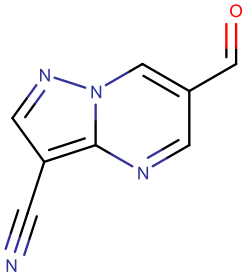
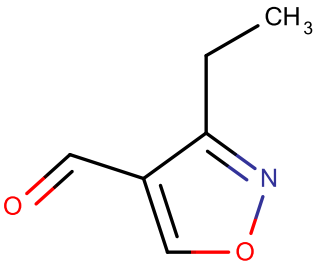
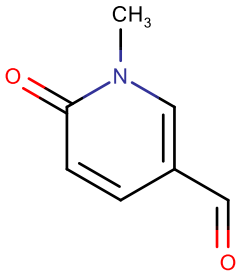
2{221}	
2{222}	
2{223}	
2{224}	

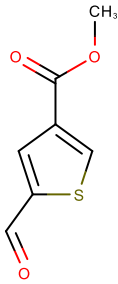
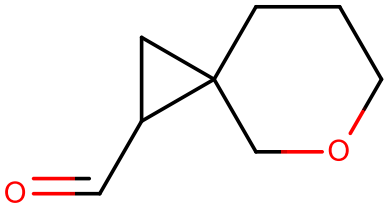
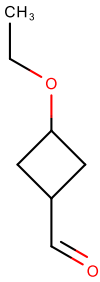
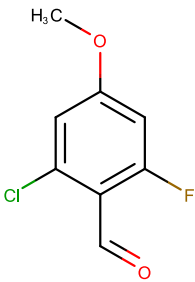
2{225}	
2{226}	
2{227}	
2{228}	

2{229}	
2{230}	
2{231}	
2{232}	

2{233}	
2{234}	
2{235}	
2{236}	

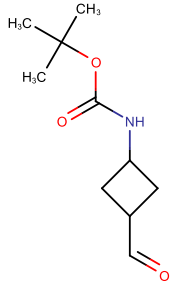
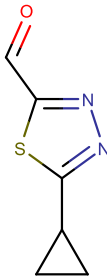
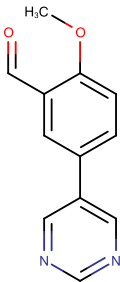
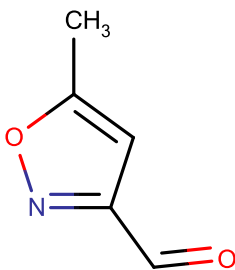
2{237}	
2{238}	
2{239}	
2{240}	

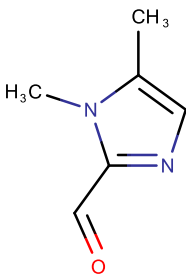
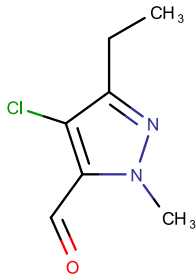
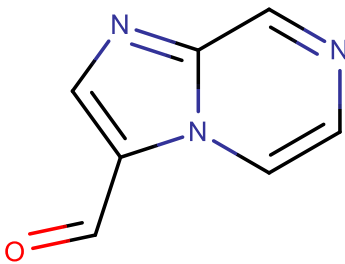
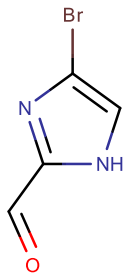
2{241}	
2{242}	
2{243}	
2{244}	

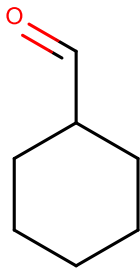
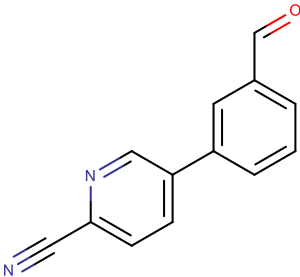
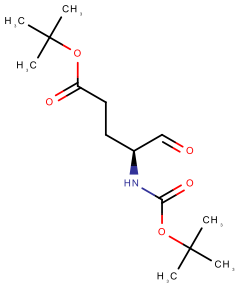
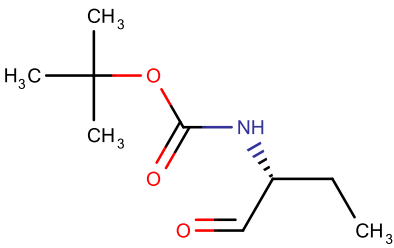
2{245}	
2{246}	
2{247}	
2{248}	

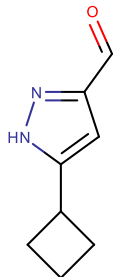
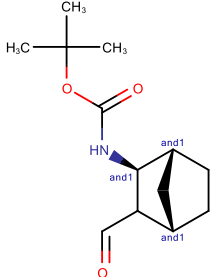
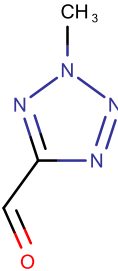
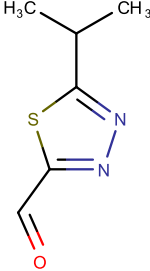
2{249}	
2{250}	
2{251}	
2{252}	

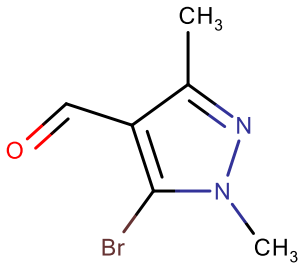
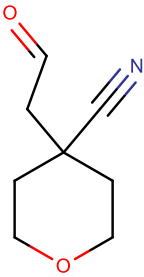
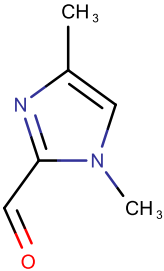
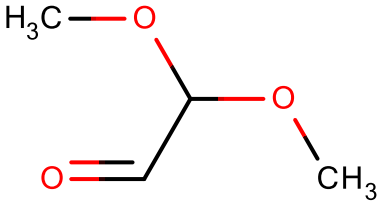
2{253}	
2{254}	
2{255}	
2{256}	

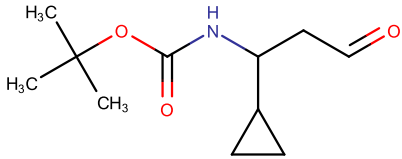
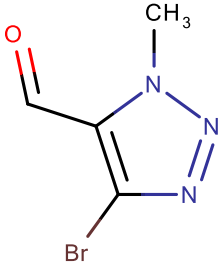
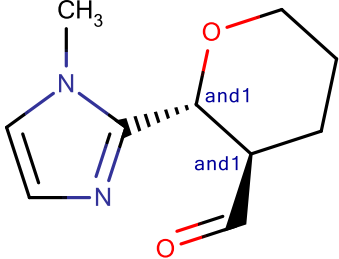
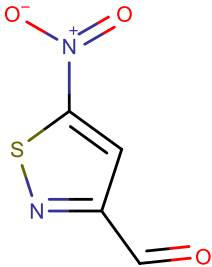
2{257}	
2{258}	
2{259}	
2{260}	

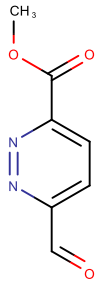
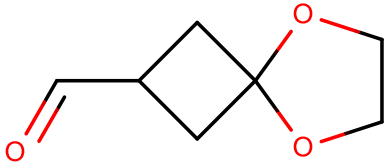
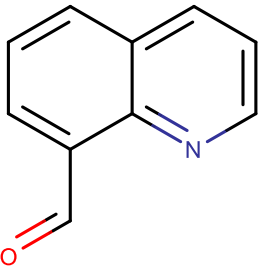
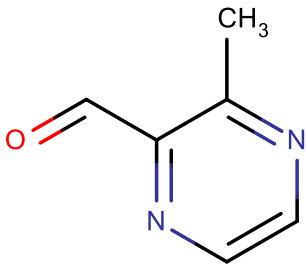
2{261}	
2{262}	
2{263}	
2{264}	

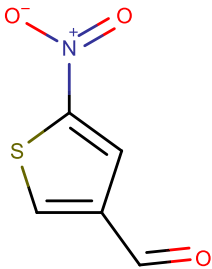
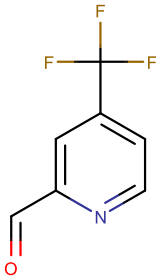
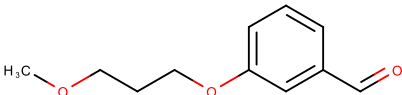
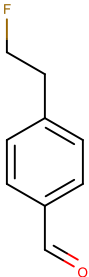
2{265}	
2{266}	
2{267}	
2{268}	

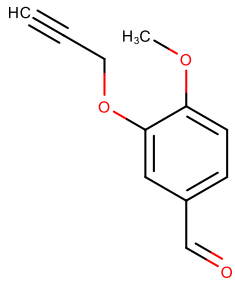
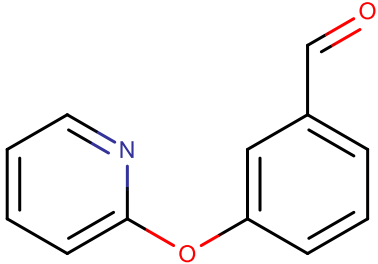
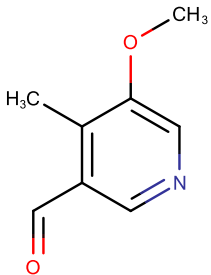
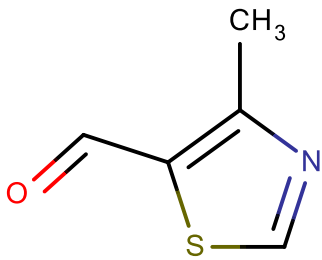
2{269}	
2{270}	
2{271}	
2{272}	

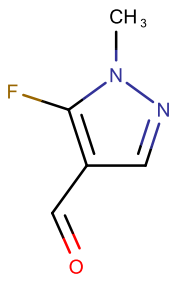
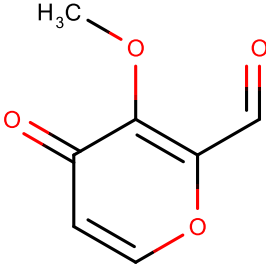
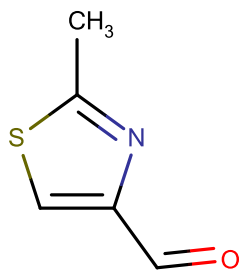
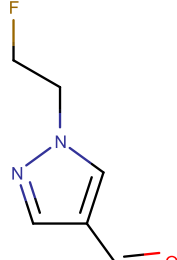
2{273}	
2{274}	
2{275}	
2{276}	

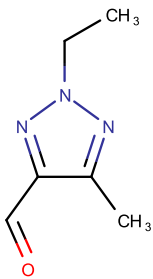
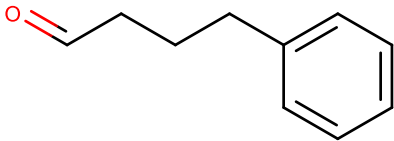
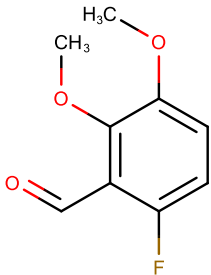
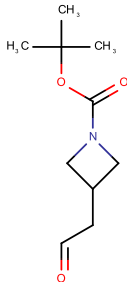
2{277}	
2{278}	
2{279}	
2{280}	

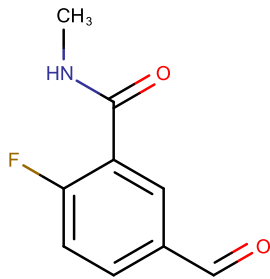
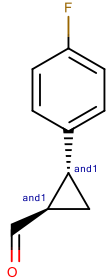
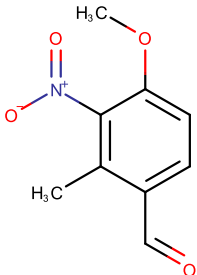
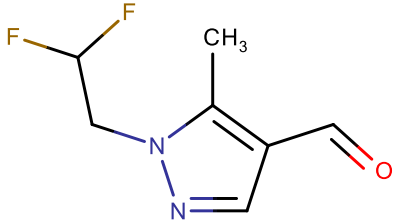
2{281}	
2{282}	
2{283}	
2{284}	

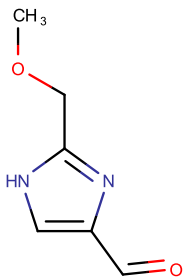
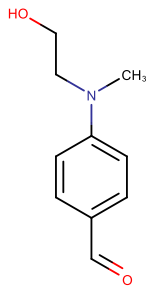
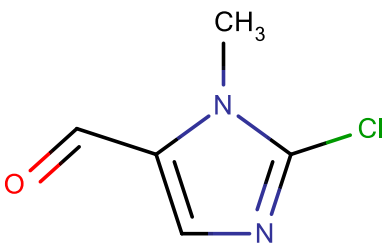
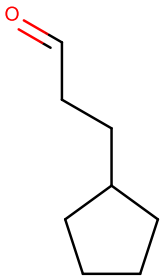
2{285}	
2{286}	
2{287}	
2{288}	

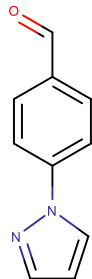
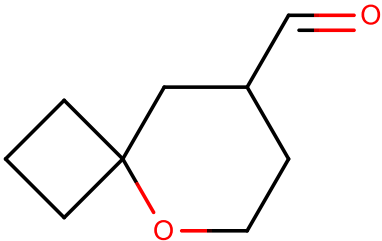
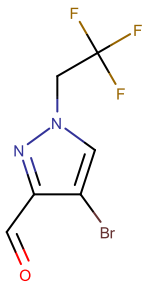
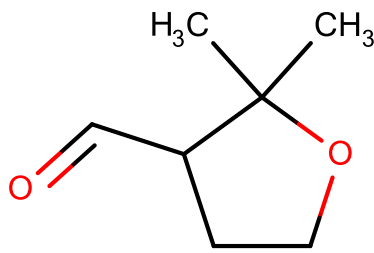
2{289}	
2{290}	
2{291}	
2{292}	

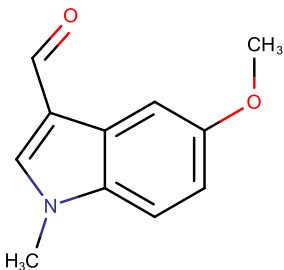
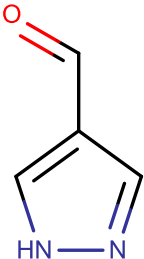
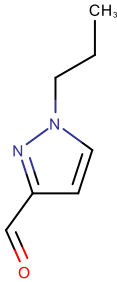
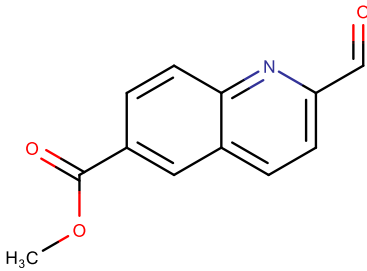
2{293}	
2{294}	
2{295}	
2{296}	

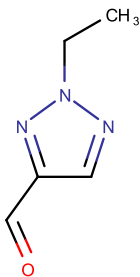
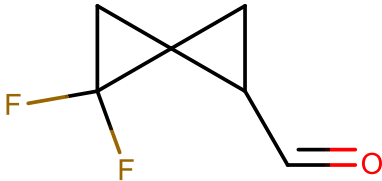
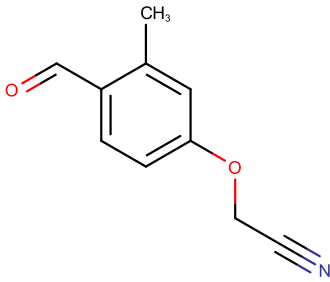
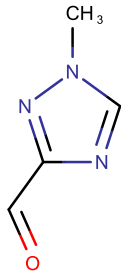
2{297}	
2{298}	
2{299}	
2{300}	

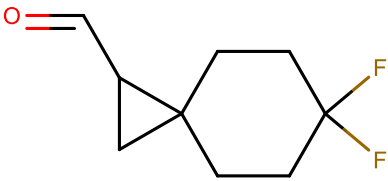
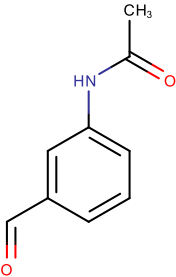
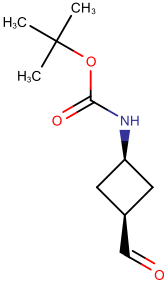
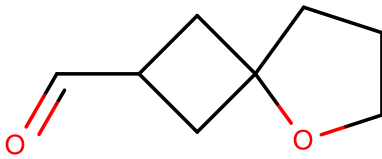
2{301}	
2{302}	
2{303}	
2{304}	

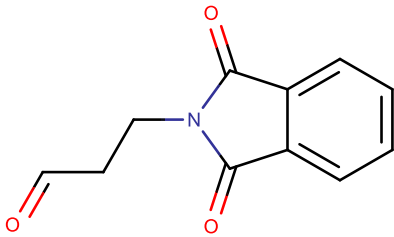
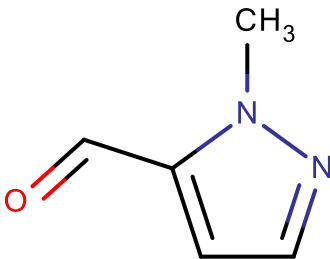
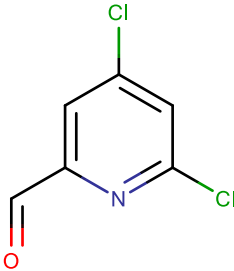
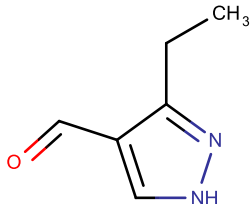
2{305}	
2{306}	
2{307}	
2{308}	

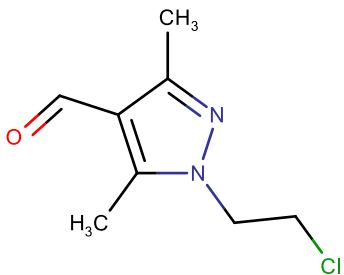
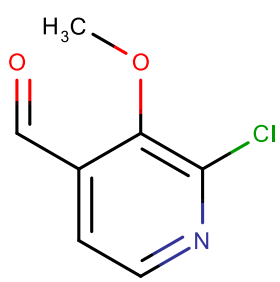
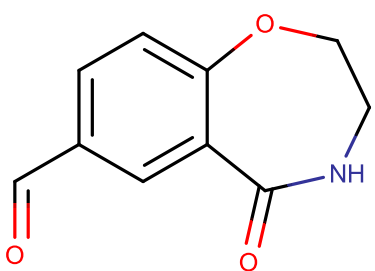
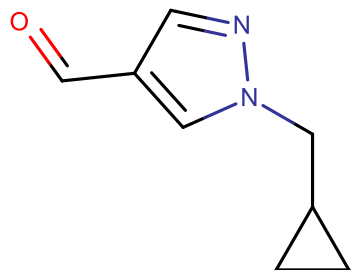
2{309}	
2{310}	
2{311}	
2{312}	

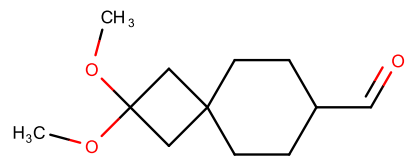
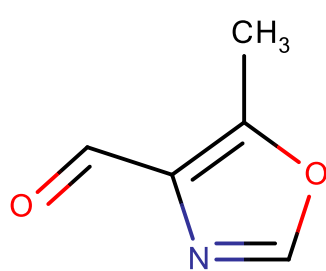
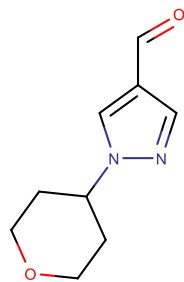
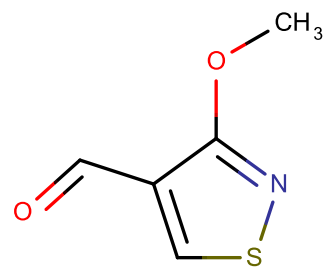
2{313}	
2{314}	
2{315}	
2{316}	

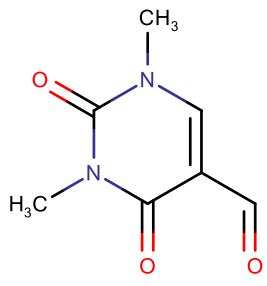
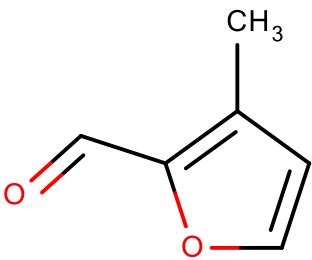
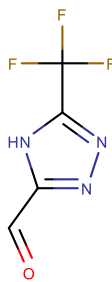
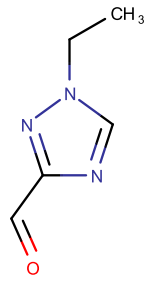
2{317}	
2{318}	
2{319}	
2{320}	

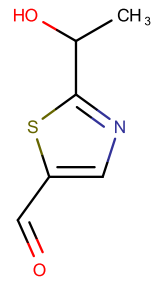
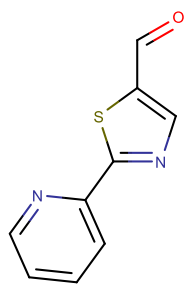
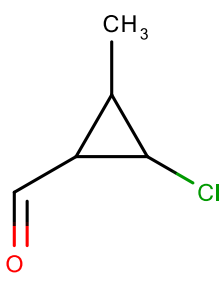
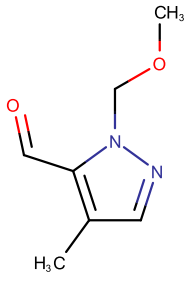
2{321}	
2{322}	
2{323}	
2{324}	

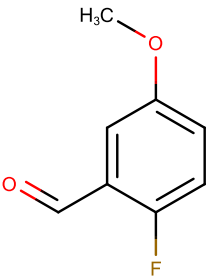
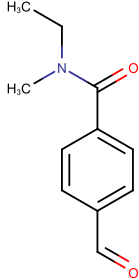
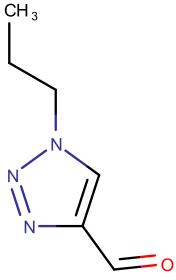
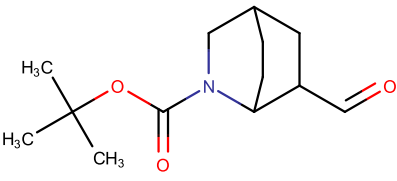
2{325}	
2{326}	
2{327}	
2{328}	

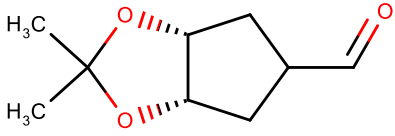
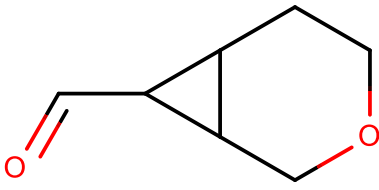
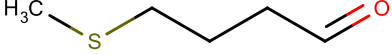
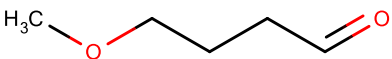
2{329}	
2{330}	
2{331}	
2{332}	

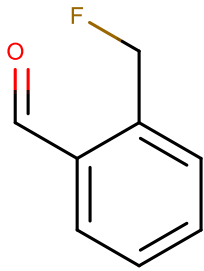
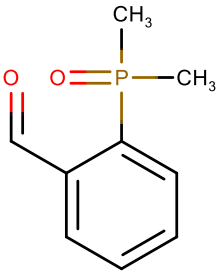
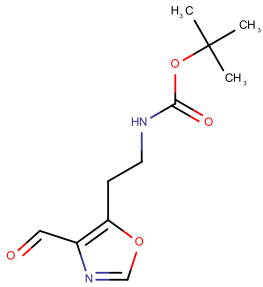
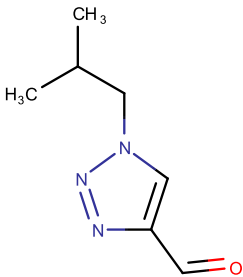
2{333}	
2{334}	
2{335}	
2{336}	

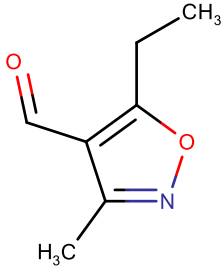
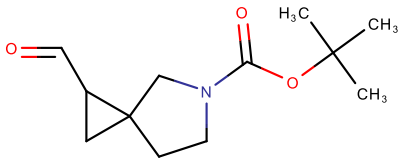
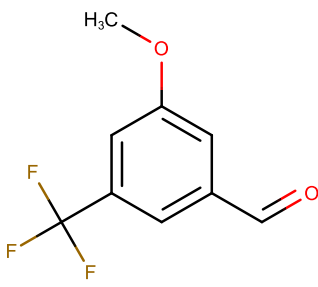
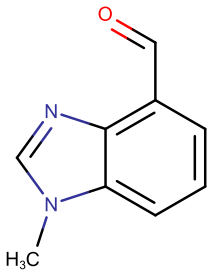
2{337}	
2{338}	
2{339}	
2{340}	

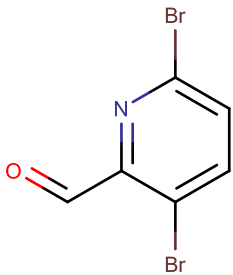
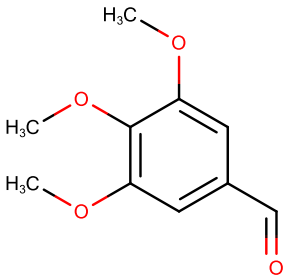
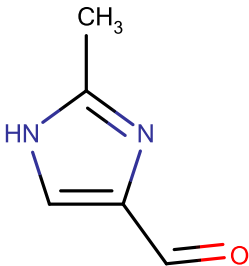
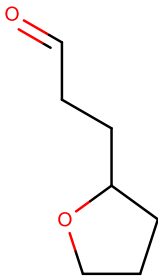
2{341}	
2{342}	
2{343}	
2{344}	

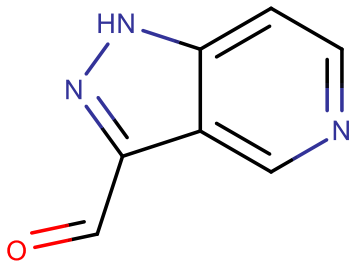
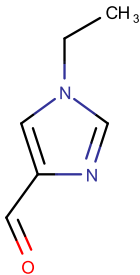
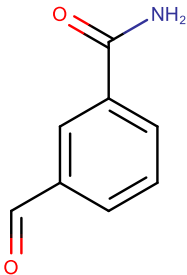
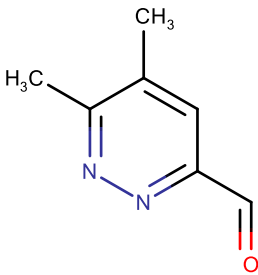
2{345}	
2{346}	
2{347}	
2{348}	

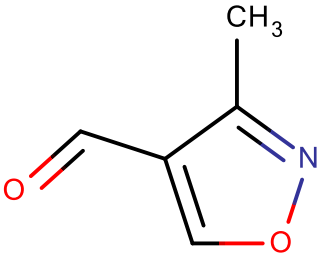
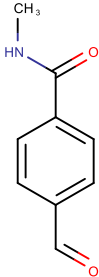
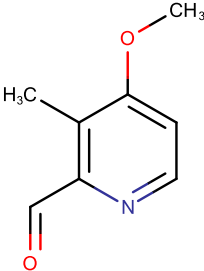
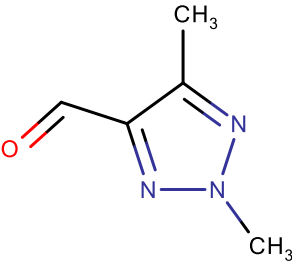
2{349}	
2{350}	
2{351}	
2{352}	

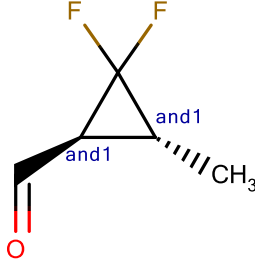
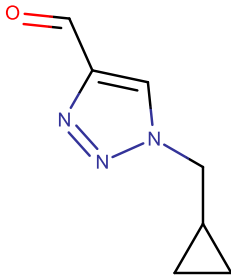
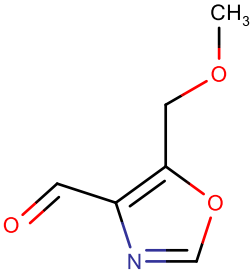
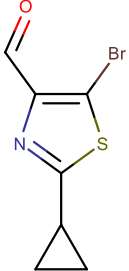
2{353}	
2{354}	
2{355}	
2{356}	

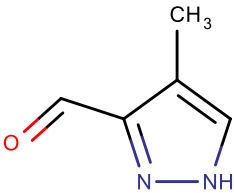
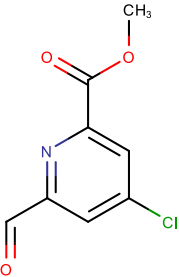
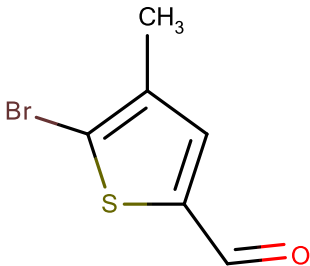
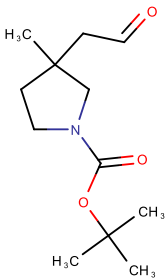
2{357}	
2{358}	
2{359}	
2{360}	

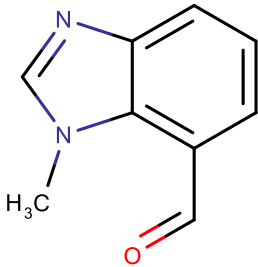
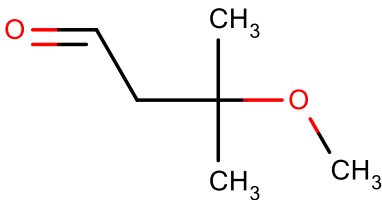
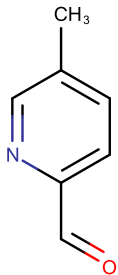
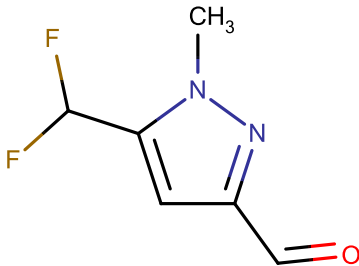
2{361}	
2{362}	
2{363}	
2{364}	

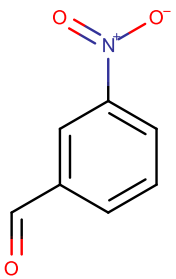
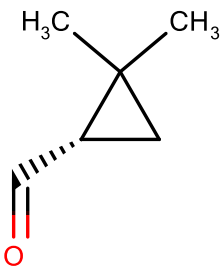
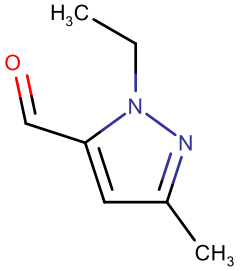
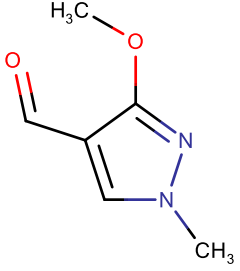
2{365}	
2{366}	
2{367}	
2{368}	

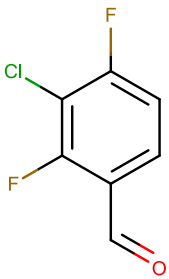
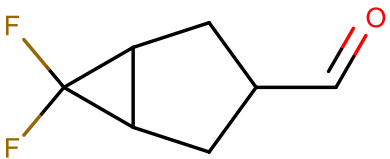
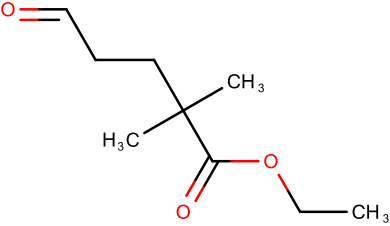
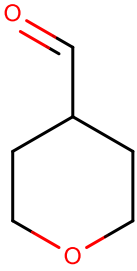
2{369}	
2{370}	
2{371}	
2{372}	

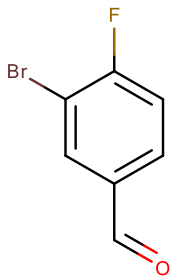
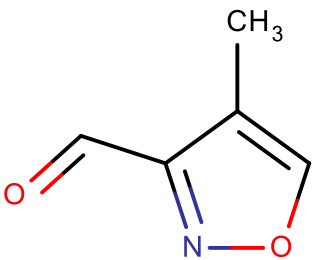
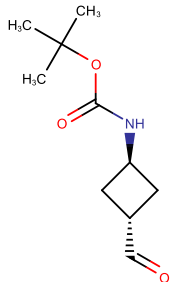
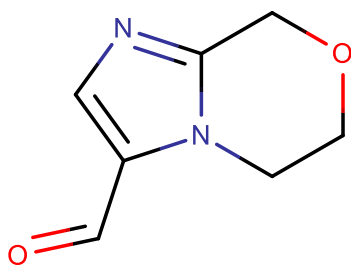
2{373}	
2{374}	
2{375}	
2{376}	

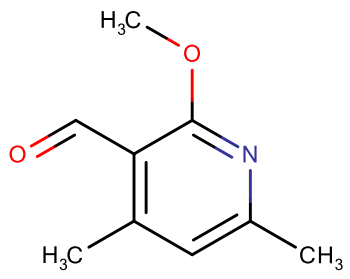
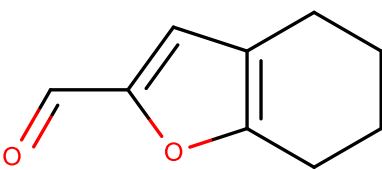
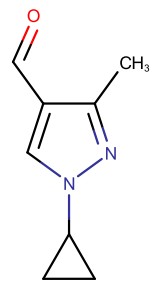
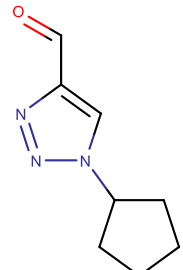
2{377}	<chem>HCl</chem> 
2{378}	
2{379}	
2{380}	

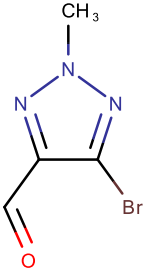
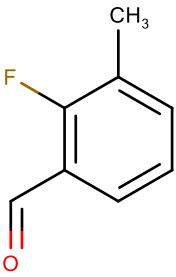
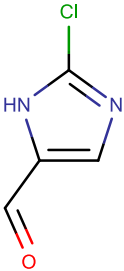
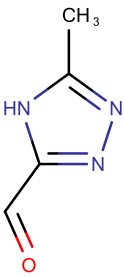
2{381}	
2{382}	
2{383}	
2{384}	

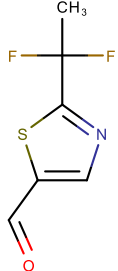
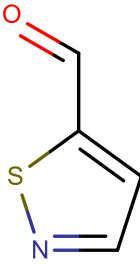
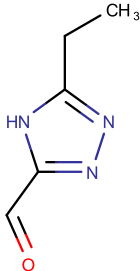
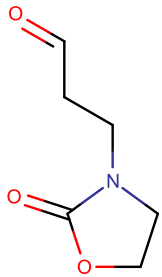
2{385}	
2{386}	
2{387}	
2{388}	

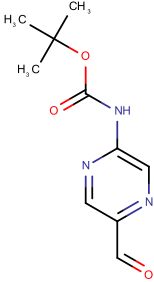
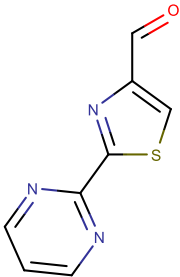
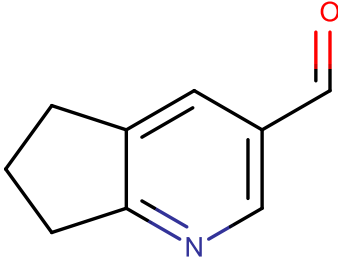
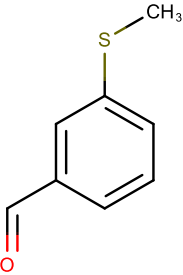
2{389}	
2{390}	
2{391}	
2{392}	

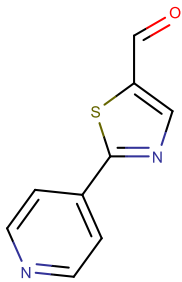
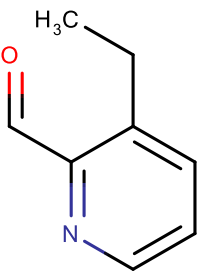
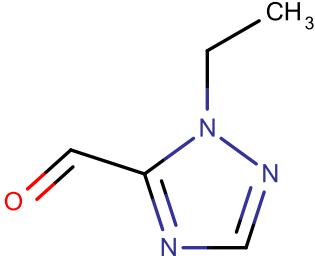
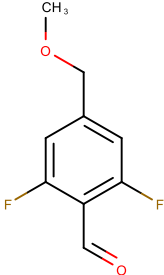
2{393}	
2{394}	
2{395}	
2{396}	

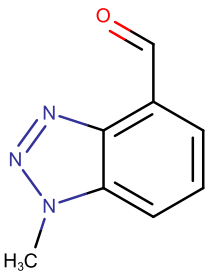
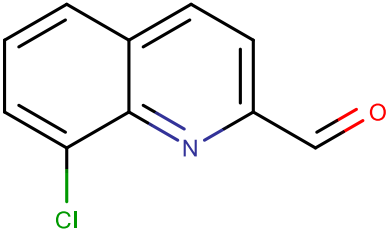
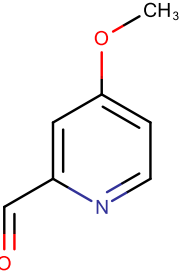
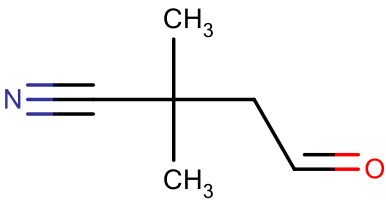
2{397}	
2{398}	
2{399}	
2{400}	

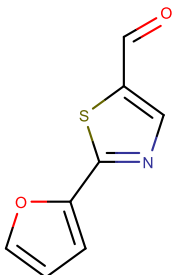
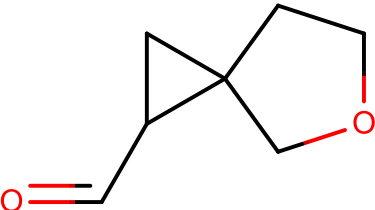
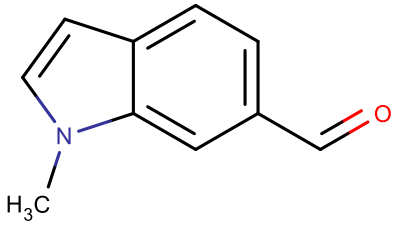
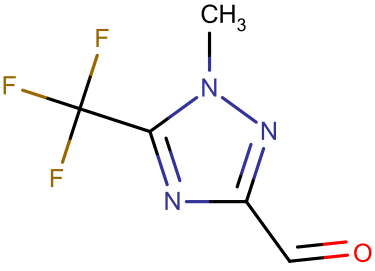
2{401}	
2{402}	
2{403}	
2{404}	

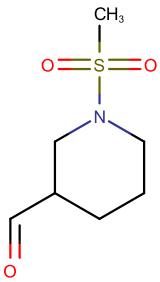
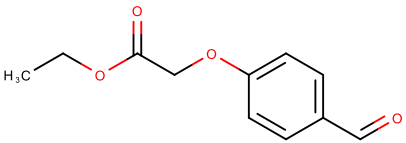
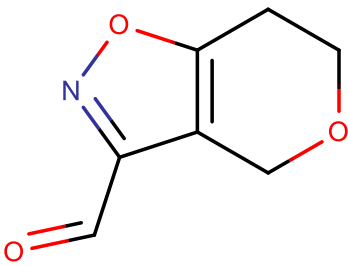
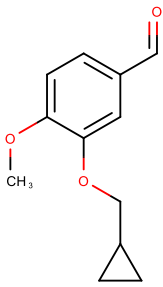
2{405}	
2{406}	
2{407}	
2{408}	

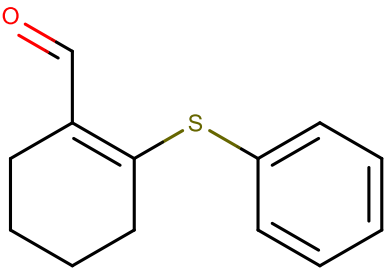
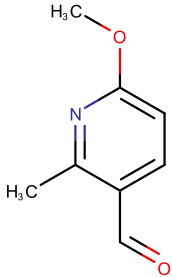
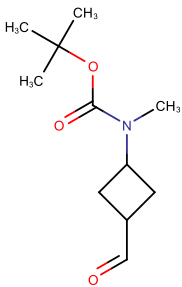
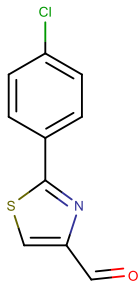
2{409}	
2{410}	
2{411}	
2{412}	

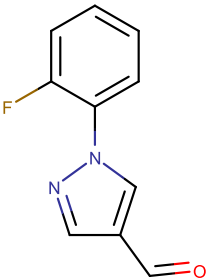
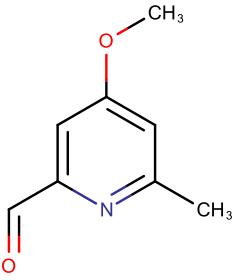
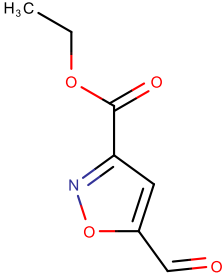
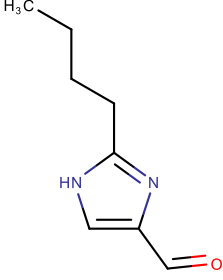
2{413}	
2{414}	
2{415}	
2{416}	

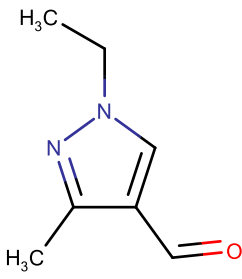
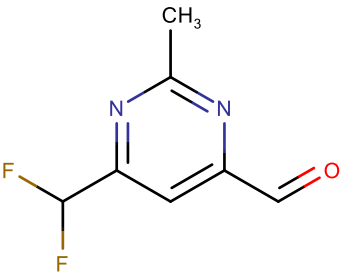
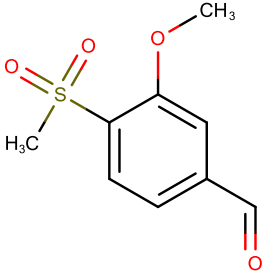
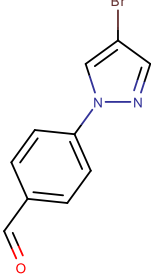
2{417}	
2{418}	
2{419}	
2{420}	

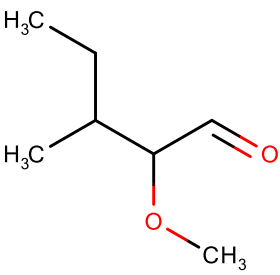
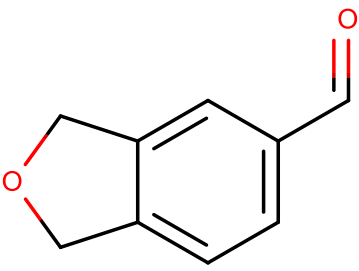
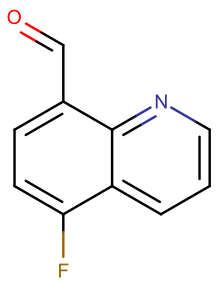
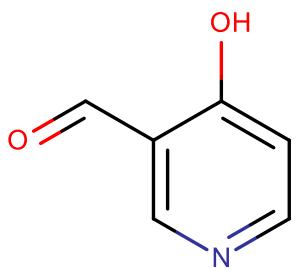
2{421}	
2{422}	
2{423}	
2{424}	

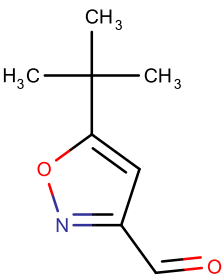
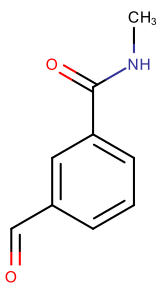
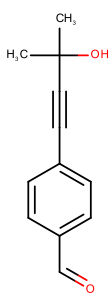
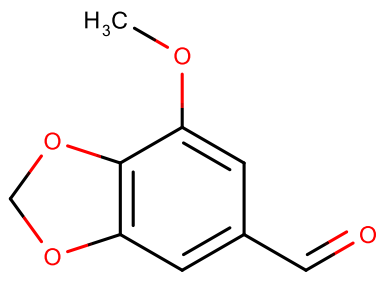
2{425}	
2{426}	
2{427}	
2{428}	

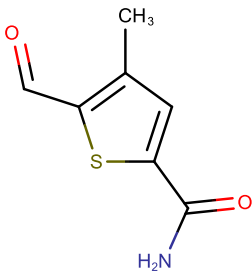
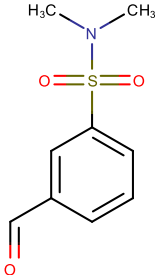
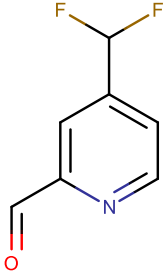
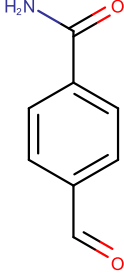
2{429}	
2{430}	
2{431}	
2{432}	

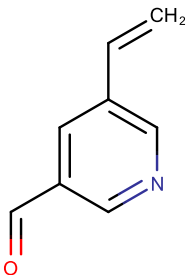
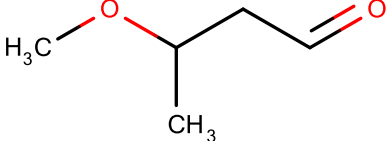
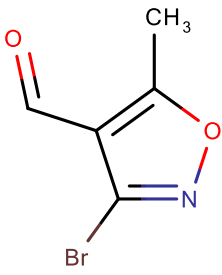
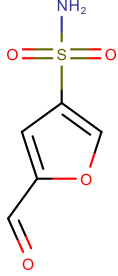
2{433}	
2{434}	
2{435}	
2{436}	

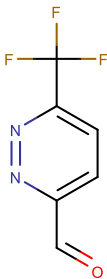
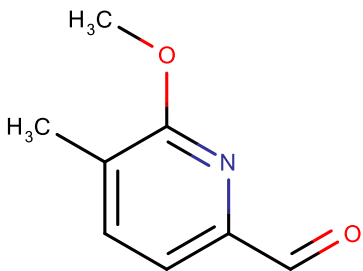
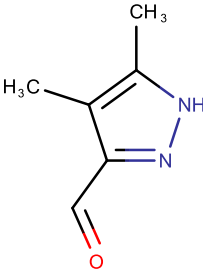
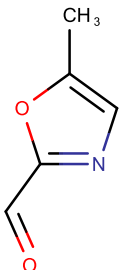
2{437}	
2{438}	
2{439}	
2{440}	

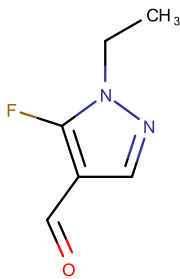
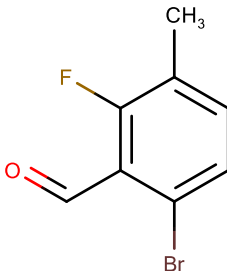
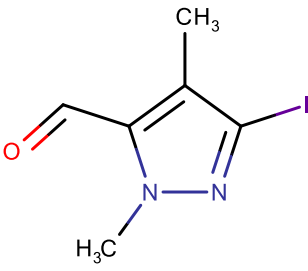
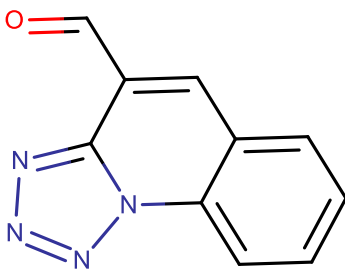
2{441}	
2{442}	
2{443}	
2{444}	

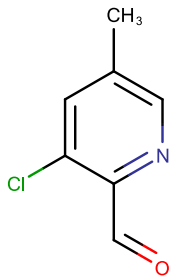
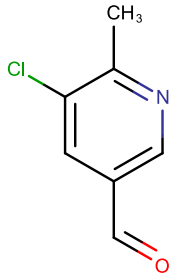
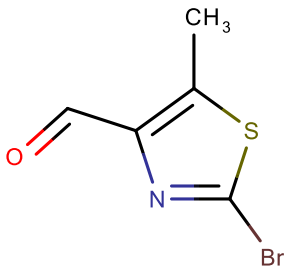
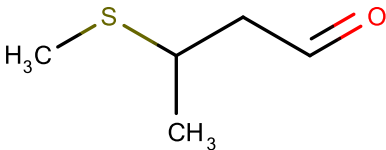
2{445}	
2{446}	
2{447}	
2{448}	

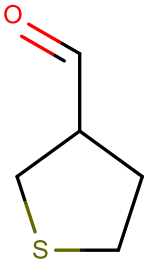
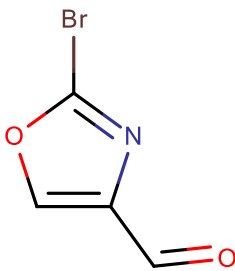
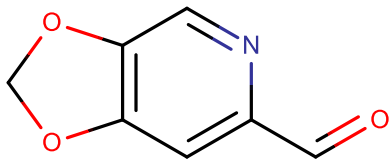
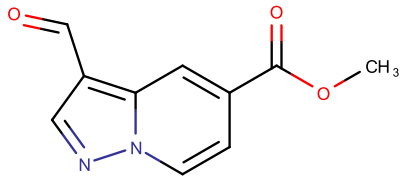
2{449}	 <chem>CC1=C(C=CC1=O)C(=O)N</chem>
2{450}	 <chem>CC1=CC=C(C=C1)S(=O)(=O)N(C)C</chem>
2{451}	 <chem>CC1=CC=C(C=C1N)C(=O)C(F)F</chem>
2{452}	 <chem>NC(=O)C1=CC=C(C=C1)C=O</chem>

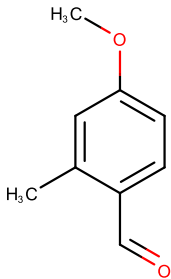
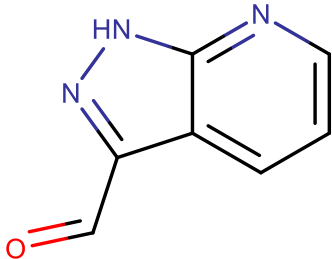
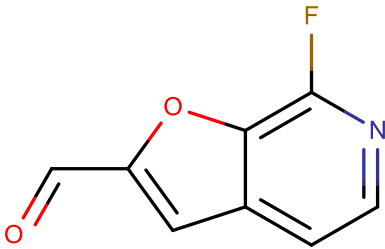
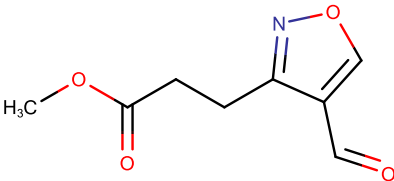
2{453}	 <chem>C=CC(=O)C1=CC=C(C=C1N)C=O</chem>
2{454}	 <chem>CC(C)CC(=O)CO</chem>
2{455}	 <chem>CC1=C(C=CN1)C(=O)CBr</chem>
2{456}	 <chem>NC(=O)c1cc(C=O)oc1</chem>

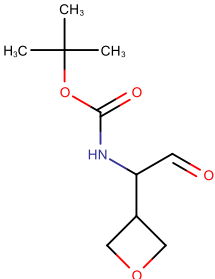
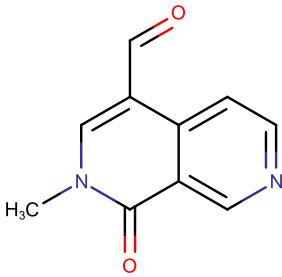
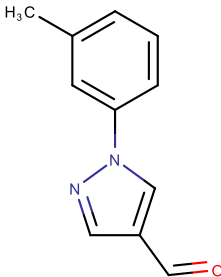
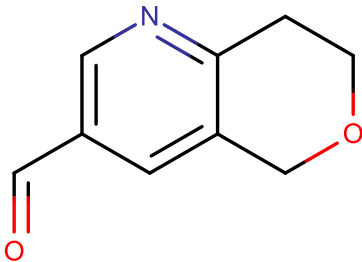
2{457}	
2{458}	
2{459}	
2{460}	

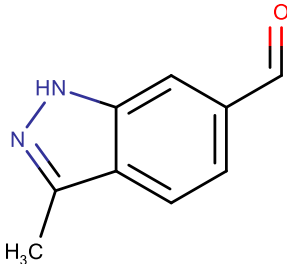
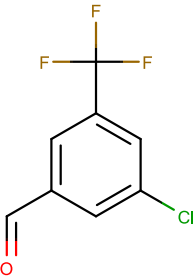
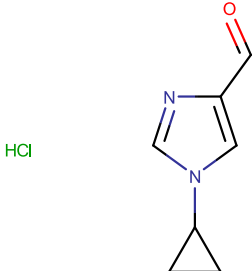
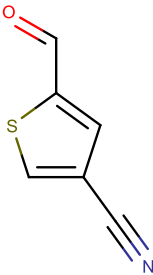
2{461}	
2{462}	
2{463}	
2{464}	

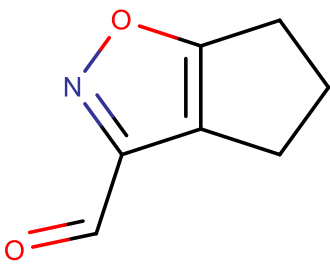
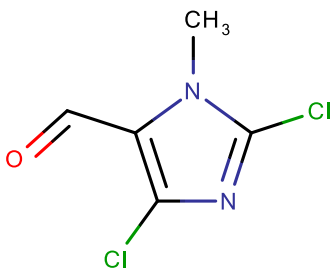
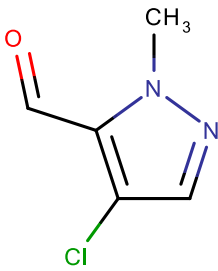
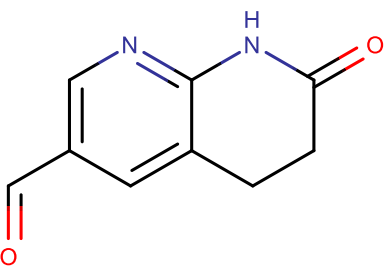
2{465}	
2{466}	
2{467}	
2{468}	

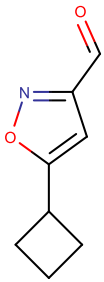
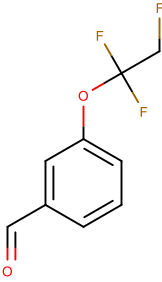
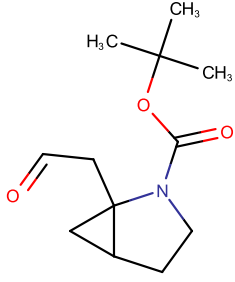
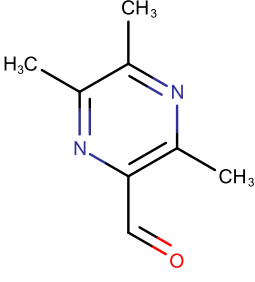
2{469}	
2{470}	
2{471}	
2{472}	

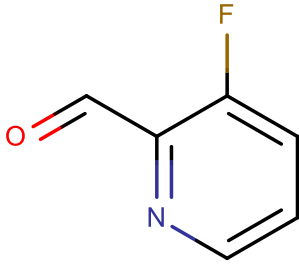
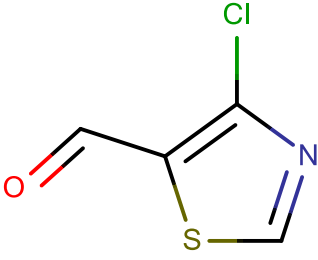
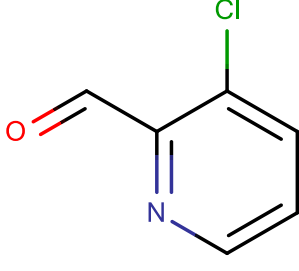
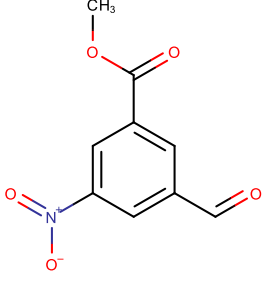
2{473}	
2{474}	
2{475}	
2{476}	

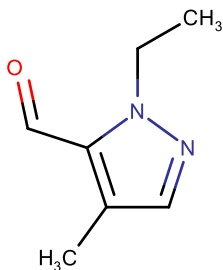
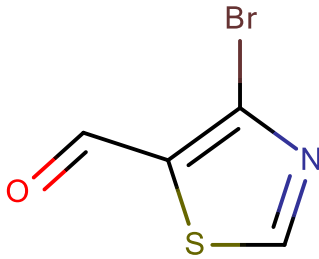
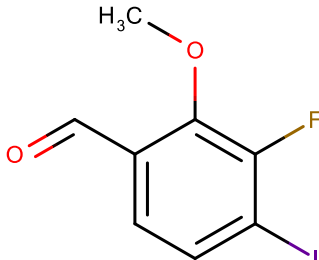
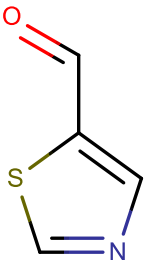
2{477}	
2{478}	
2{479}	
2{480}	

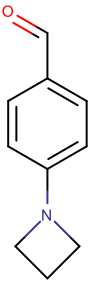
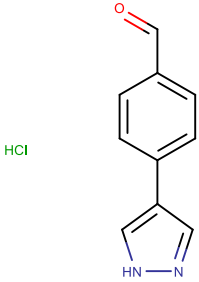
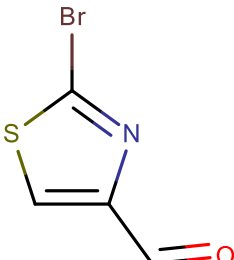
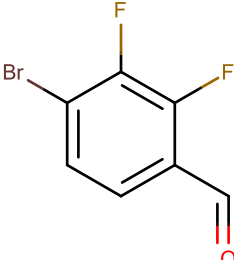
2{481}	
2{482}	
2{483}	
2{484}	

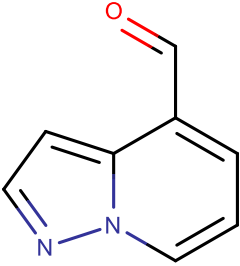
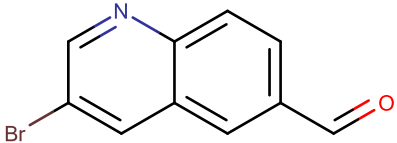
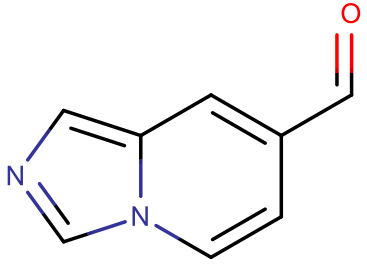
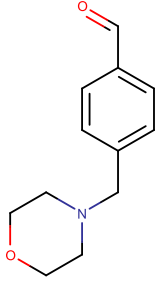
2{485}	
2{486}	
2{487}	
2{488}	

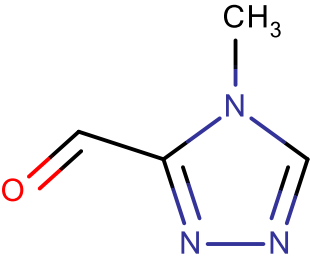
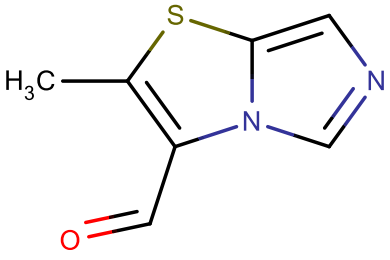
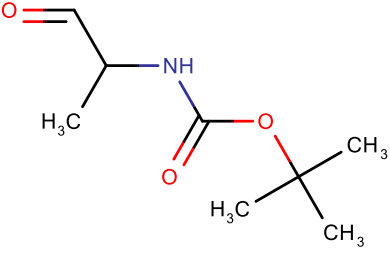
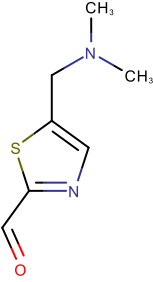
2{489}	
2{490}	
2{491}	
2{492}	

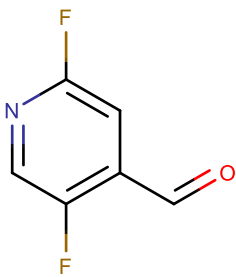
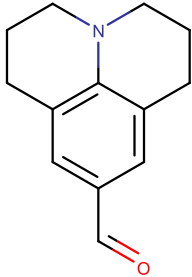
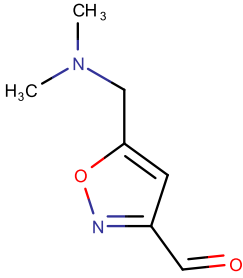
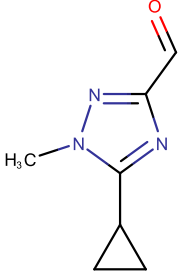
2{493}	
2{494}	
2{495}	
2{496}	

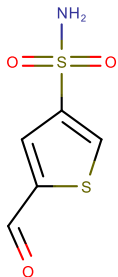
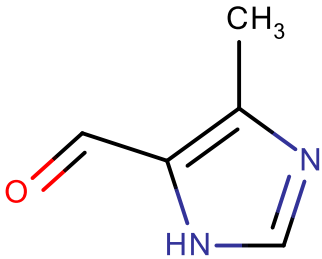
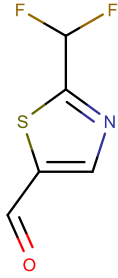
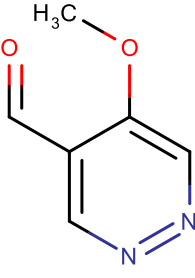
2{497}	
2{498}	
2{499}	
2{500}	

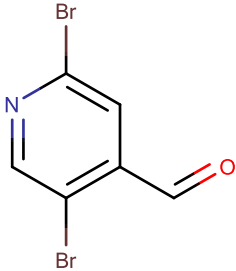
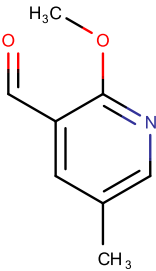
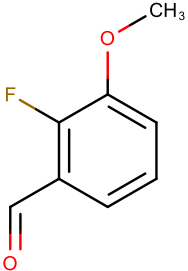
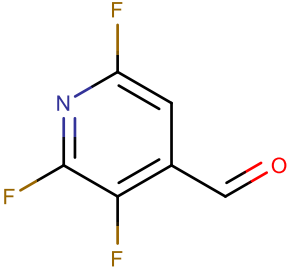
2{501}	
2{502}	
2{503}	
2{504}	

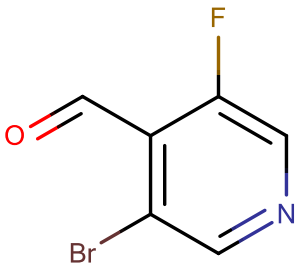
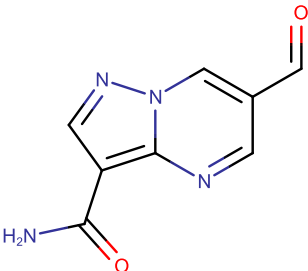
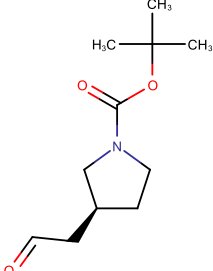
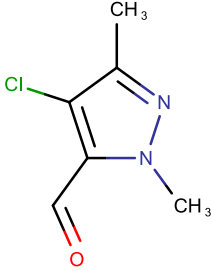
2{505}	 <chem>O=Cc1ccc2c(c1)c[nH]2</chem>
2{506}	 <chem>O=Cc1ccc2c(c1)c[nH]2Br</chem>
2{507}	 <chem>O=Cc1ccc2c(c1)c[nH]2</chem>
2{508}	 <chem>O=Cc1ccc(cc1)CN2CCOCC2</chem>

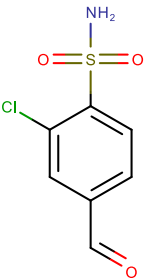
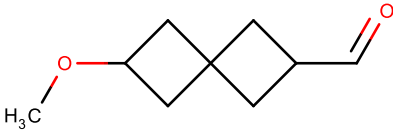
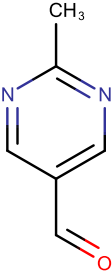
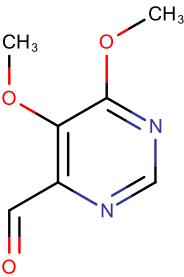
2{509}	 <chem>CC1=CN=C(C=O)N1</chem>
2{510}	 <chem>CC1=C(C=O)SC=C1N</chem>
2{511}	 <chem>CC(C)C(=O)NCC=O</chem>
2{512}	 <chem>CN(C)CCc1ccsc1C=O</chem>

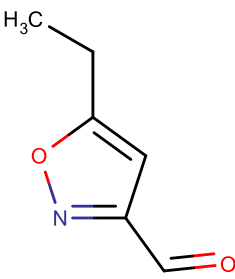
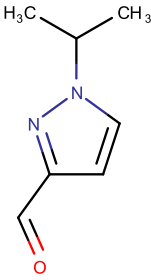
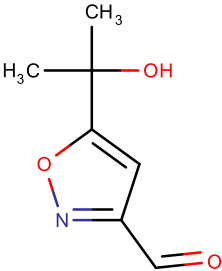
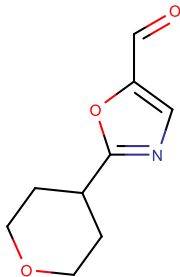
2{513}	
2{514}	
2{515}	
2{516}	

2{517}	
2{518}	
2{519}	
2{520}	

2{521}	
2{522}	
2{523}	
2{524}	

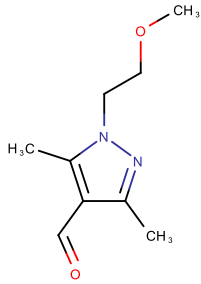
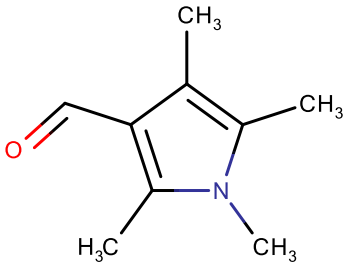
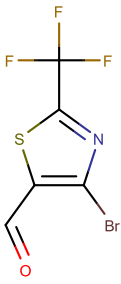
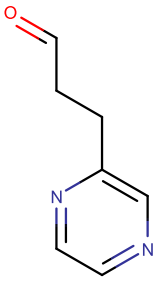
2{525}	
2{526}	
2{527}	
2{528}	

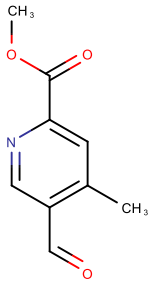
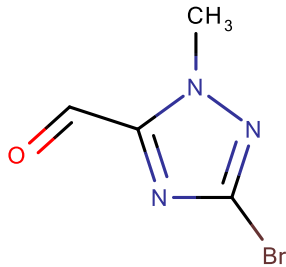
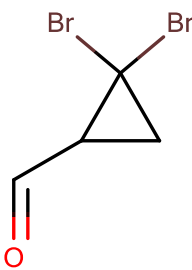
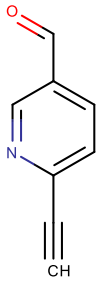
2{529}	
2{530}	
2{531}	
2{532}	

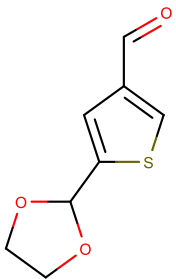
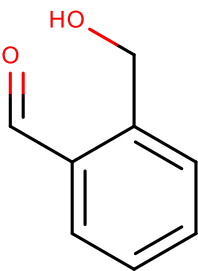
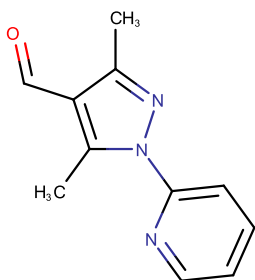
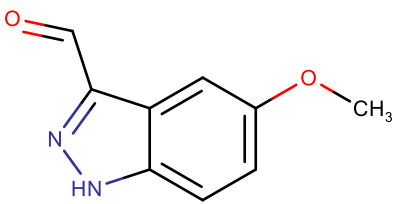
2{533}	
2{534}	
2{535}	
2{536}	

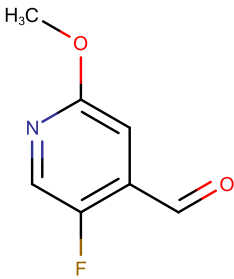
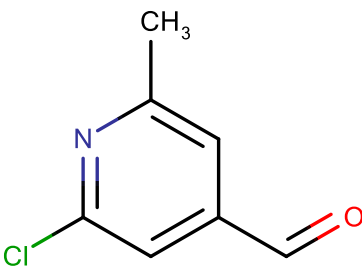
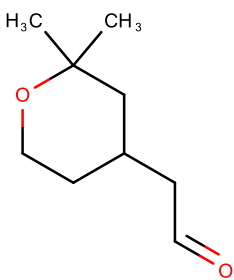
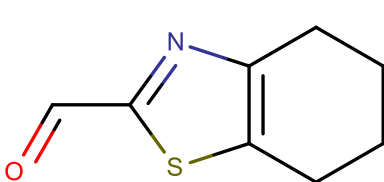
2{537}	
2{538}	
2{539}	
2{540}	

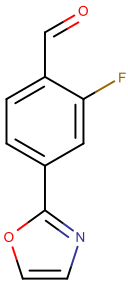
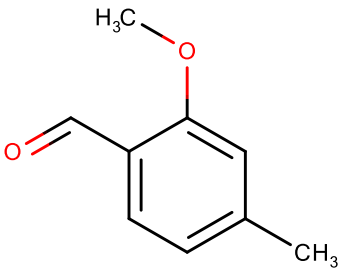
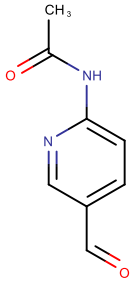
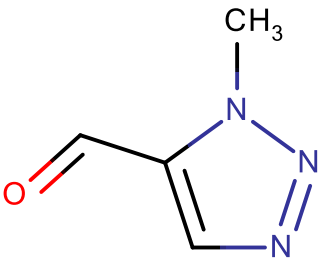
2{541}	
2{542}	
2{543}	
2{544}	

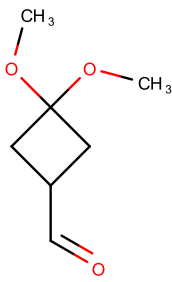
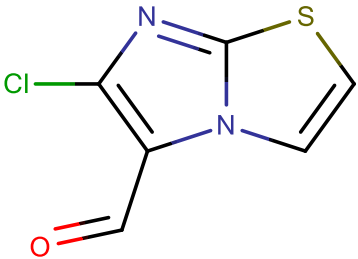
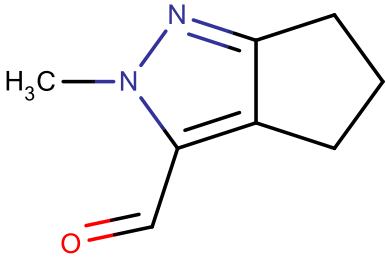
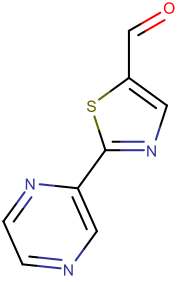
2{545}	
2{546}	
2{547}	
2{548}	

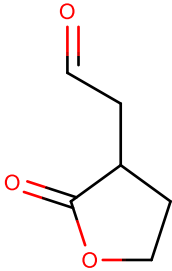
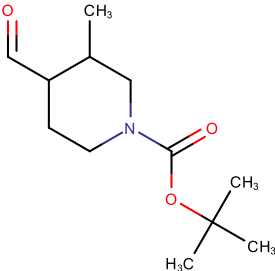
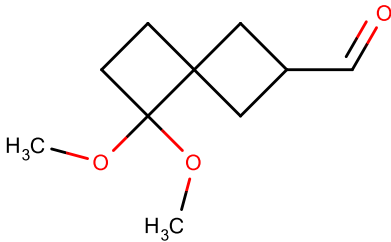
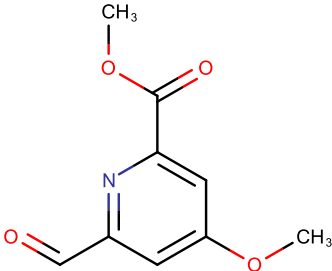
2{549}	
2{550}	
2{551}	
2{552}	

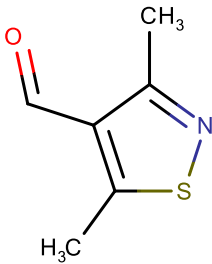
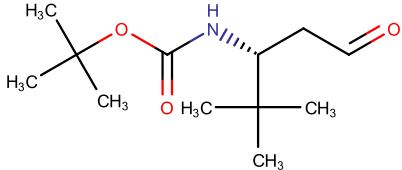
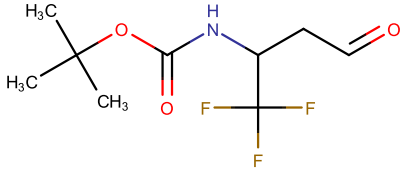
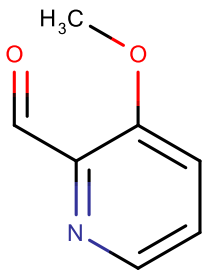
2{553}	
2{554}	
2{555}	
2{556}	

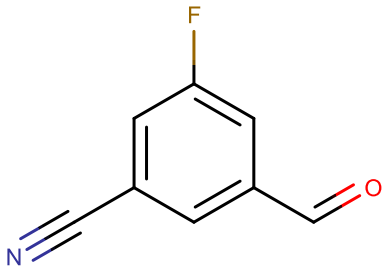
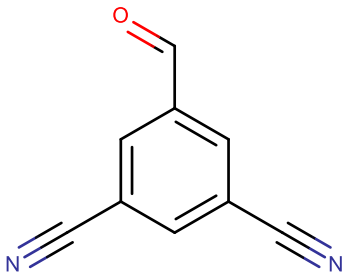
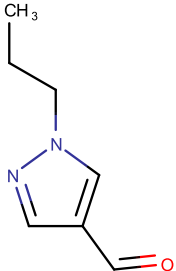
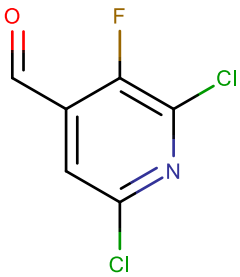
2{557}	
2{558}	
2{559}	
2{560}	

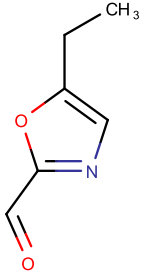
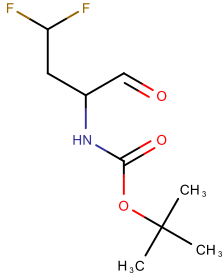
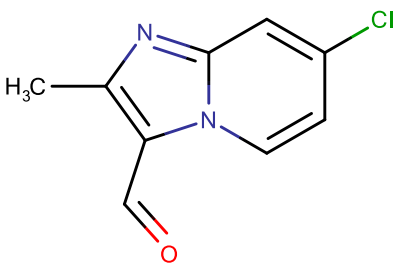
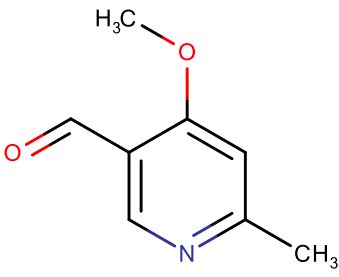
2{561}	 <chem>O=C1C=CC(=C1)c2ncoc2F</chem>
2{562}	 <chem>COc1cc(C)ccc1C=O</chem>
2{563}	 <chem>CC(=O)Nc1ccncc1-c2ccncc2=O</chem>
2{564}	 <chem>CC1=CN=CN=C1C=O</chem>

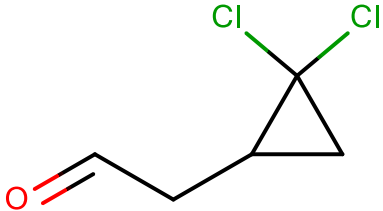
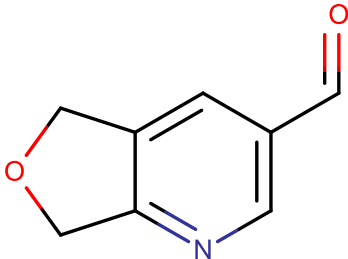
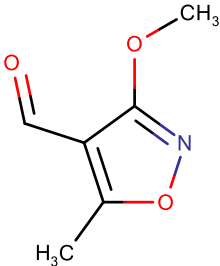
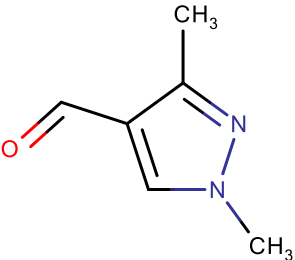
2{565}	 <chem>COC1(C=O)COC1</chem>
2{566}	 <chem>Clc1nc2ccsc2c(=O)c1</chem>
2{567}	 <chem>CC1=NC2=CC=CC=C2N1C=CC=O</chem>
2{568}	 <chem>O=C1C=NC(=C1S2=CC=CC=N2)c3ccncc3</chem>

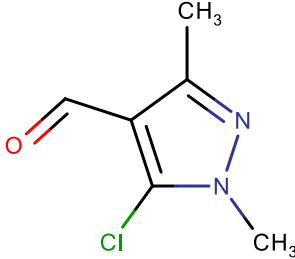
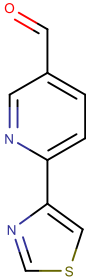
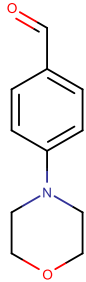
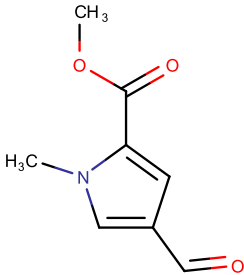
2{569}	
2{570}	
2{571}	
2{572}	

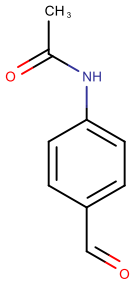
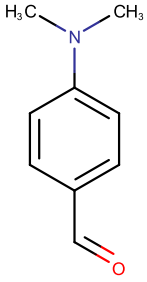
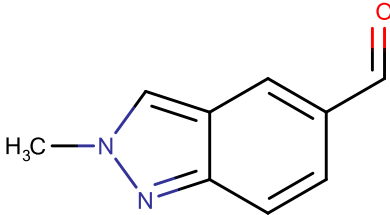
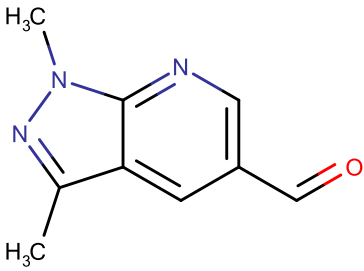
2{573}	
2{574}	
2{575}	
2{576}	

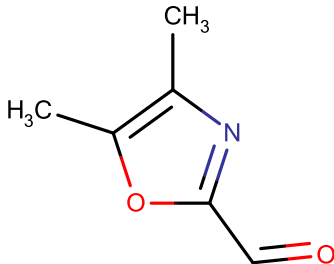
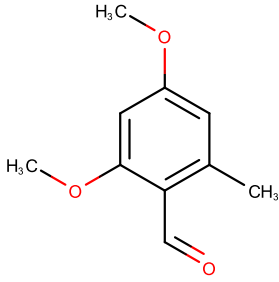
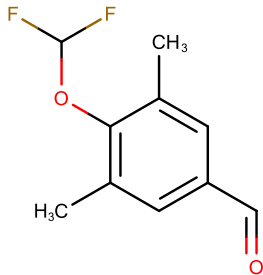
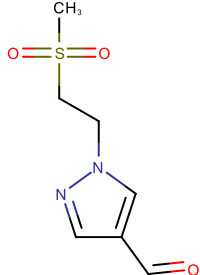
2{577}	
2{578}	
2{579}	
2{580}	

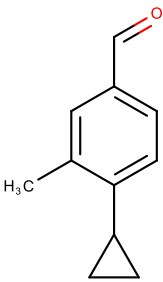
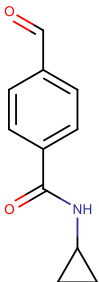
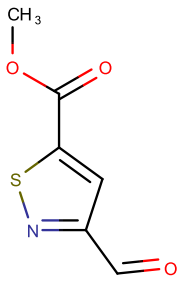
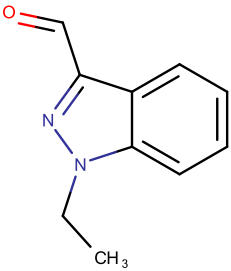
2{581}	
2{582}	
2{583}	
2{584}	

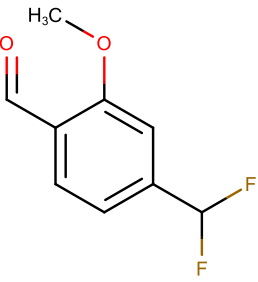
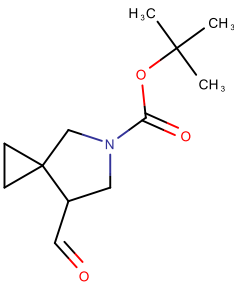
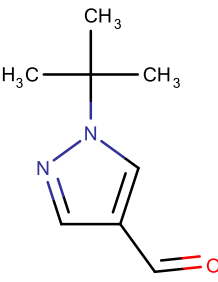
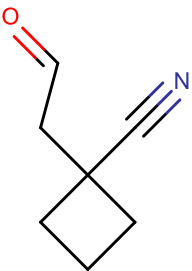
2{585}	
2{586}	
2{587}	
2{588}	

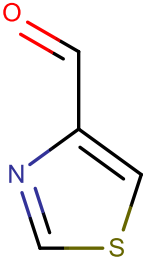
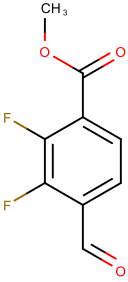
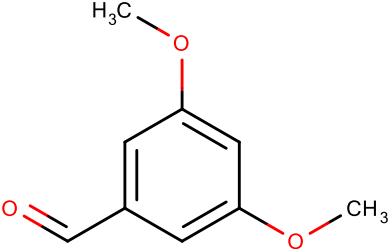
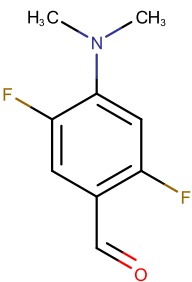
2{589}	
2{590}	
2{591}	
2{592}	

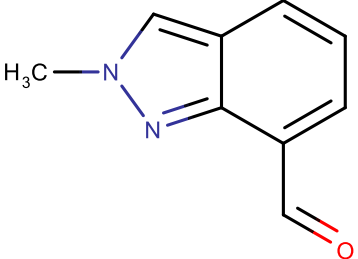
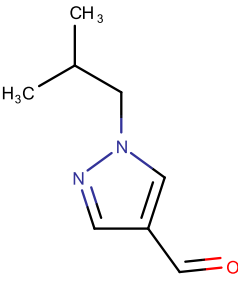
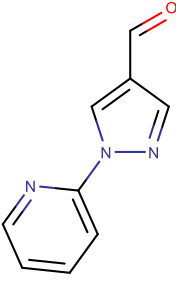
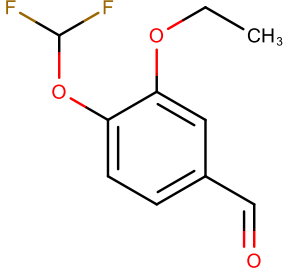
2{593}	
2{594}	
2{595}	
2{596}	

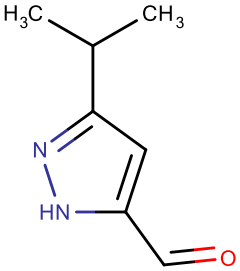
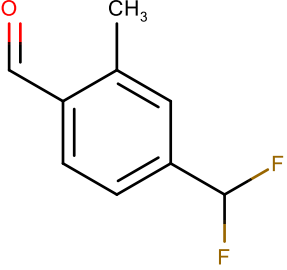
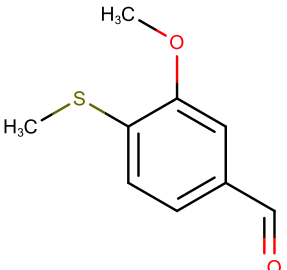
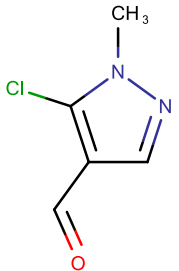
2{597}	
2{598}	
2{599}	
2{600}	

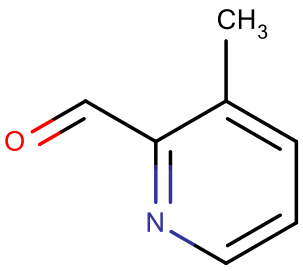
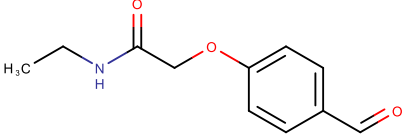
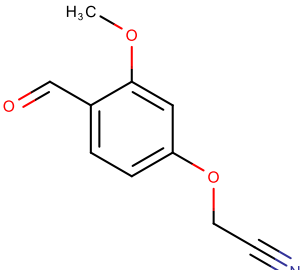
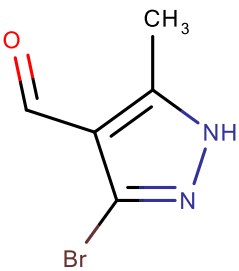
2{601}	
2{602}	
2{603}	
2{604}	

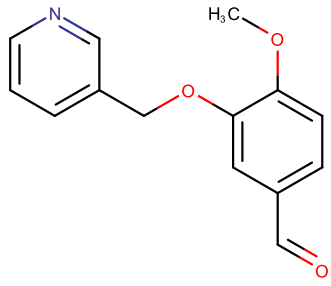
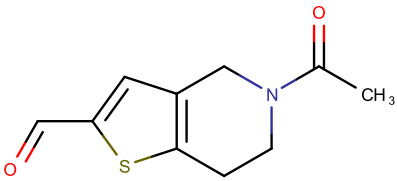
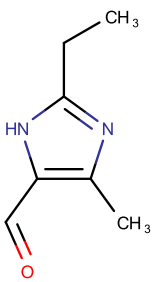
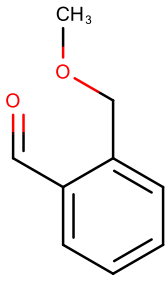
2{605}	
2{606}	
2{607}	
2{608}	

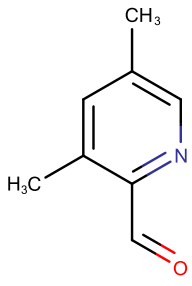
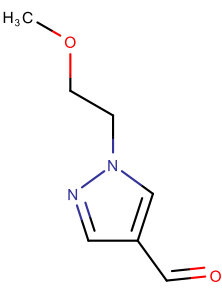
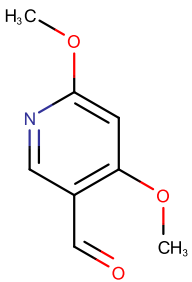
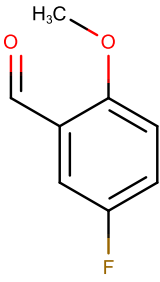
2{609}	
2{610}	
2{611}	
2{612}	

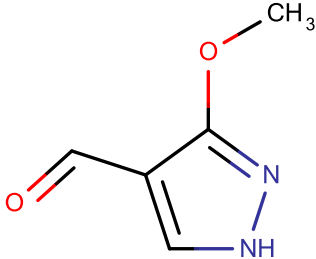
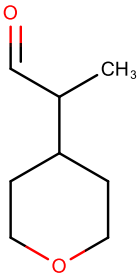
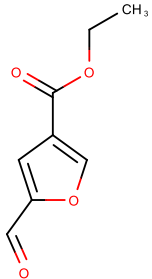
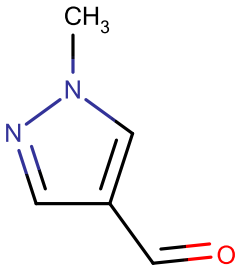
2{613}	
2{614}	
2{615}	
2{616}	

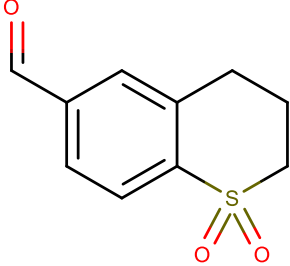
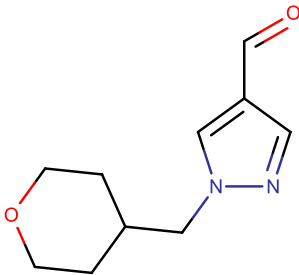
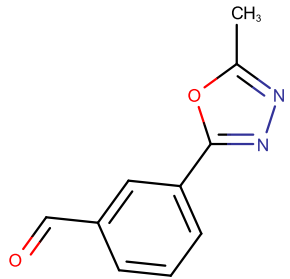
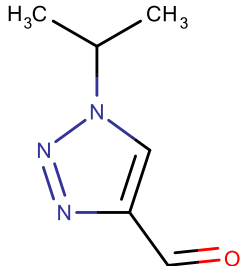
2{617}	 <chem>CC(C)c1c[nH]c(C=O)c1</chem>
2{618}	 <chem>CC1=CC=C(C(F)F)C(C=O)=C1</chem>
2{619}	 <chem>COc1cc(C=O)cc(S(=O)(=O)C)c1</chem>
2{620}	 <chem>CC1=C(Cl)N=CN1C=O</chem>

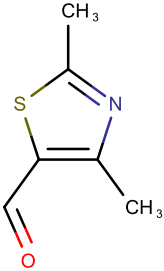
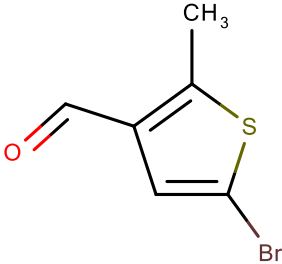
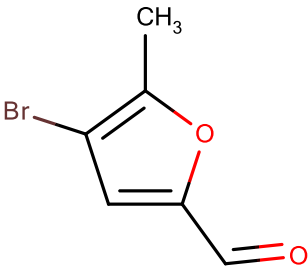
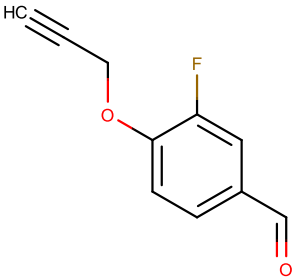
2{621}	 <chem>CC1=CC=CC(=C1N)C=O</chem>
2{622}	 <chem>CC(=O)NCCOC(=O)COc1ccc(C=O)cc1</chem>
2{623}	 <chem>COc1cc(C=O)cc(OC#N)cc1</chem>
2{624}	 <chem>CC1=C(Br)N=CN1C=O</chem>

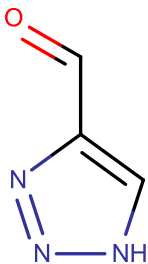
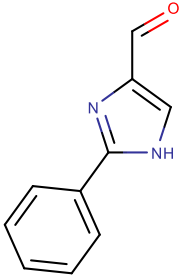
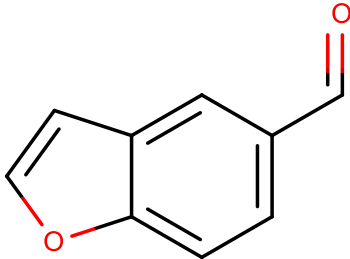
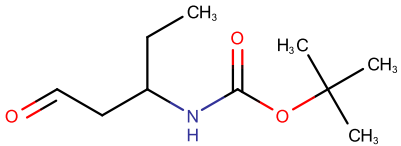
2{625}	
2{626}	
2{627}	
2{628}	

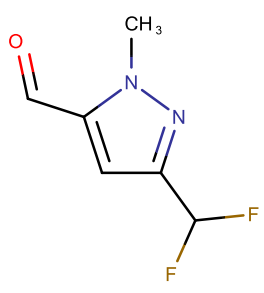
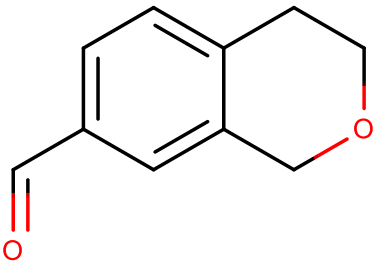
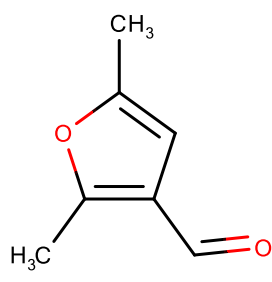
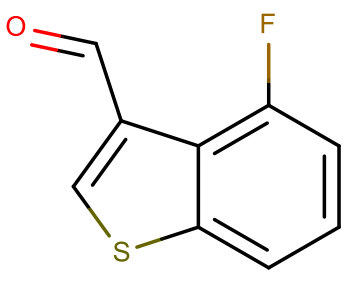
2{629}	
2{630}	
2{631}	
2{632}	

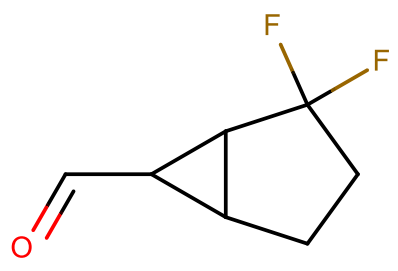
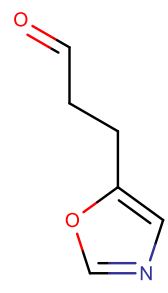
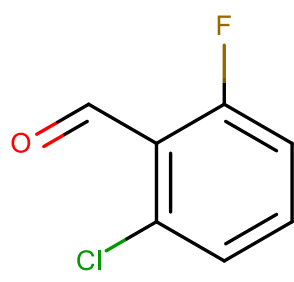
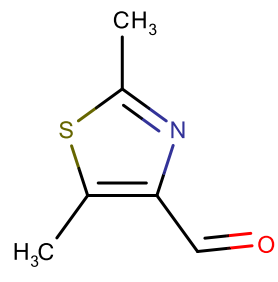
2{633}	 <chem>COC1=C(C=CN1)C=O</chem>
2{634}	 <chem>CC(=O)C1COCC1</chem>
2{635}	 <chem>COC(=O)c1cc(C=O)oc1=O</chem>
2{636}	 <chem>CC1=C(C=CN1)C=O</chem>

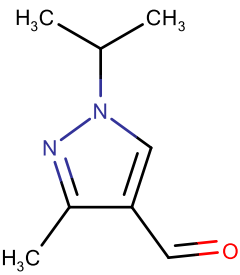
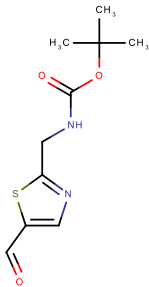
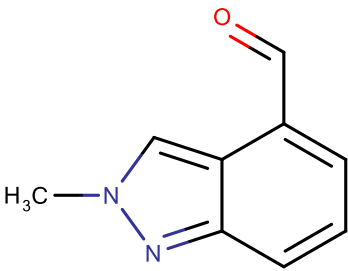
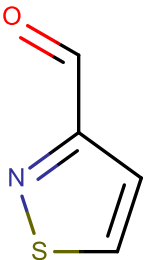
2{637}	 <chem>C1=CC=C2C(=C1)S(=O)(=O)CC2C=O</chem>
2{638}	 <chem>C1=CC=C2C(=C1)S(=O)(=O)CC2C=O</chem>
2{639}	 <chem>C1=CC=C2C(=C1)S(=O)(=O)CC2C=O</chem>
2{640}	 <chem>CC(C)N1C=CC2=C1N=CN2C=O</chem>

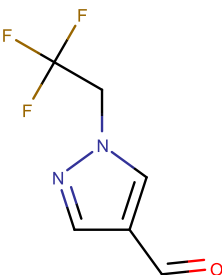
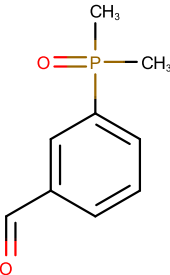
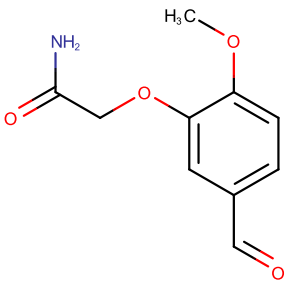
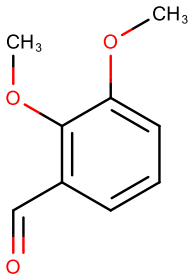
2{641}	
2{642}	
2{643}	
2{644}	

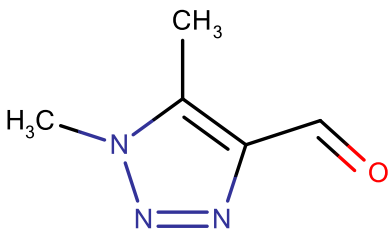
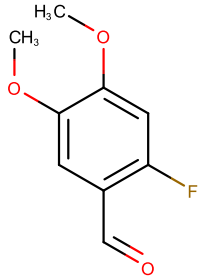
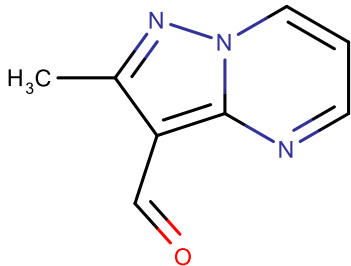
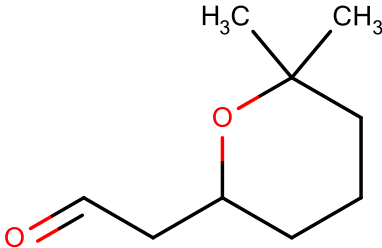
2{645}	
2{646}	
2{647}	
2{648}	

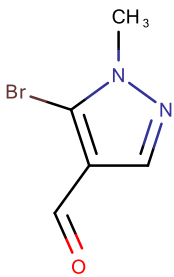
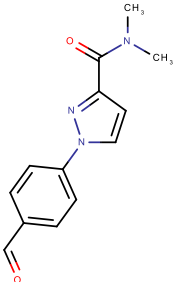
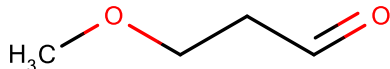
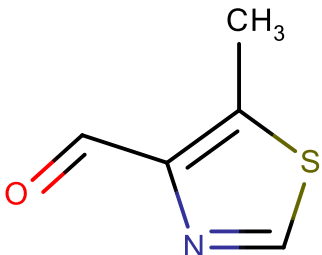
2{649}	
2{650}	
2{651}	
2{652}	

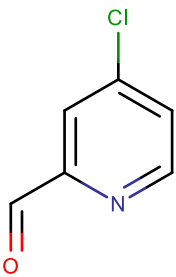
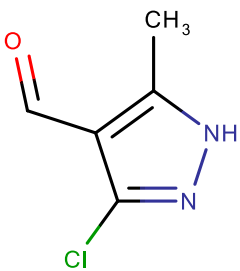
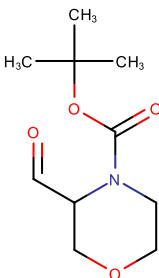
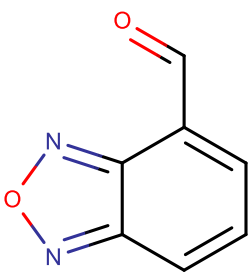
2{653}	
2{654}	
2{655}	
2{656}	

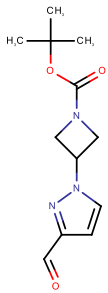
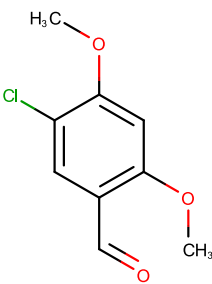
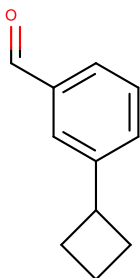
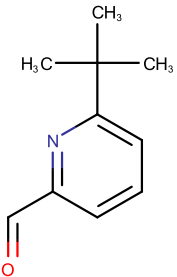
2{657}	 <chem>CC(C)N1C=CC(=N1)C(=O)C</chem>
2{658}	 <chem>CC(C)(C)OC(=O)NC1=NC(=S1)C=O</chem>
2{659}	 <chem>CC1=NC2=C(C1)C=CC=C2C=O</chem>
2{660}	 <chem>C1=CC=C(S1)C=O</chem>

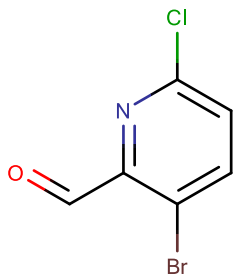
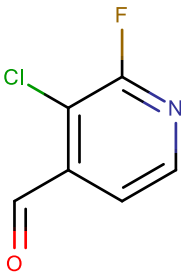
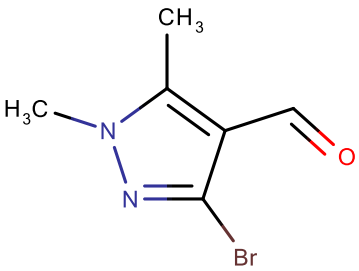
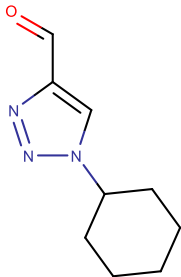
2{661}	 <chem>FFC(F)CN1C=CC(=N1)C=O</chem>
2{662}	 <chem>CC1=CC=C(C=C1C=O)P(=O)(C)C</chem>
2{663}	 <chem>COc1cc(OC(=O)N)ccc1Oc2ccc(C=O)cc2</chem>
2{664}	 <chem>COC1=CC(=C(C=C1C=O)OC)C</chem>

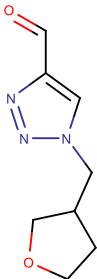
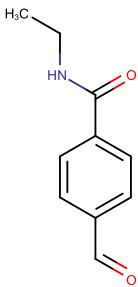
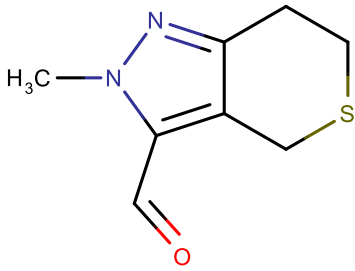
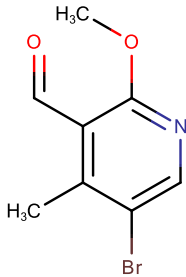
2{665}	
2{666}	
2{667}	
2{668}	

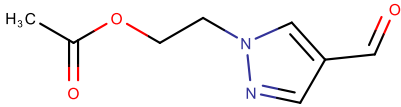
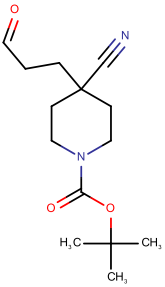
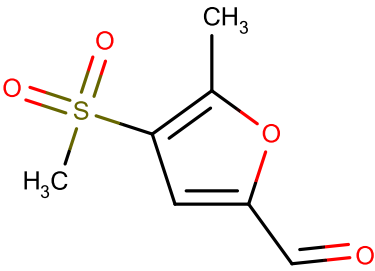
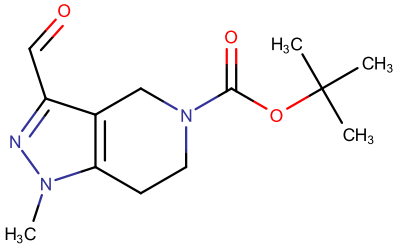
2{669}	
2{670}	
2{671}	
2{672}	

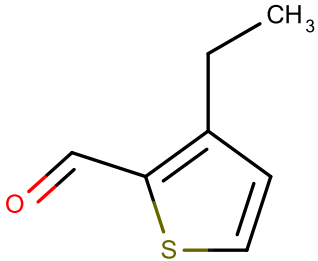
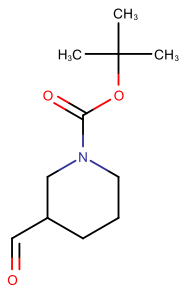
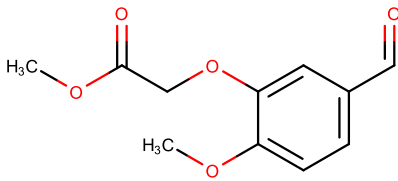
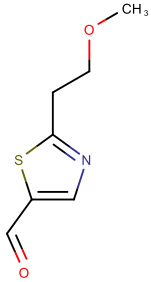
2{673}	
2{674}	
2{675}	
2{676}	

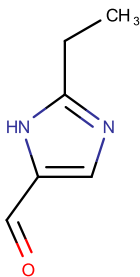
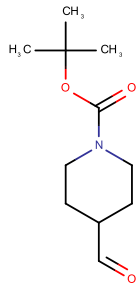
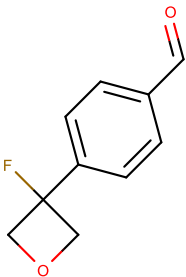
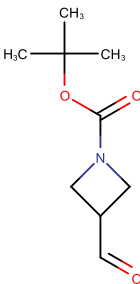
2{677}	
2{678}	
2{679}	
2{680}	

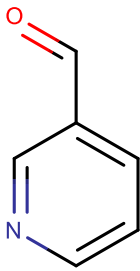
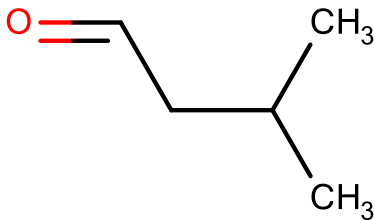
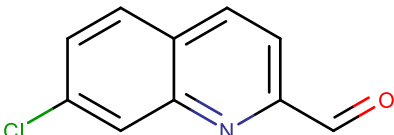
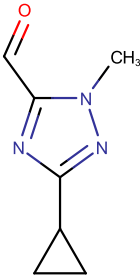
2{681}	
2{682}	
2{683}	
2{684}	

2{685}	
2{686}	
2{687}	
2{688}	

2{689}	
2{690}	
2{691}	
2{692}	

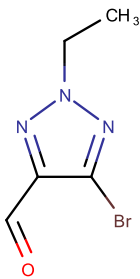
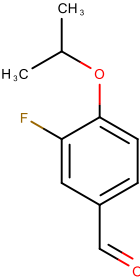
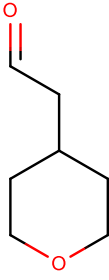
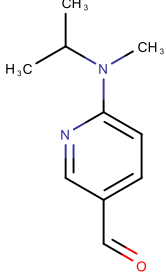
2{693}	
2{694}	
2{695}	
2{696}	

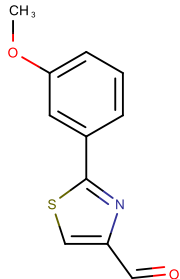
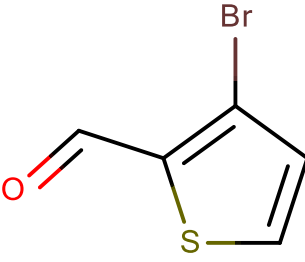
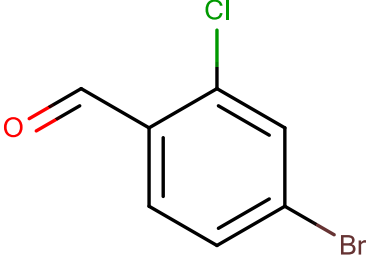
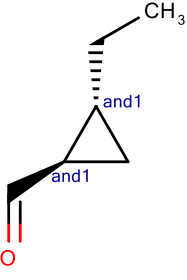
2{697}	 <chem>CCc1c[nH]c(C=O)c1</chem>
2{698}	 <chem>CC(C)(C)OC(=O)N1CCCCC1C=O</chem>
2{699}	 <chem>CC(C)(C)OC(=O)N1CCCCC1C=O</chem>
2{700}	 <chem>CC(C)(C)OC(=O)N1CCCCC1C=O</chem>

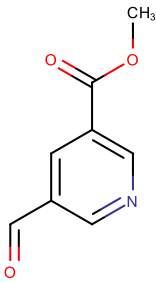
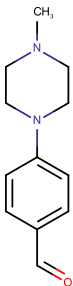
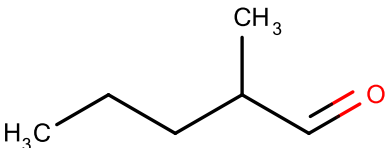
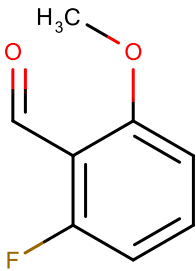
2{701}	 <chem>O=Cc1ccncc1</chem>
2{702}	 <chem>CC(C)C(C=O)CC(=O)N1CCCCC1C=O</chem>
2{703}	 <chem>Clc1ccc2c(c1)cnc(C=O)c2</chem>
2{704}	 <chem>CC1=NC(=C2C(=N1)N=CN2)C3CC3C=O</chem>

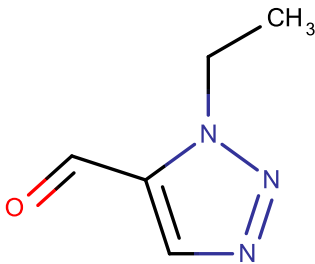
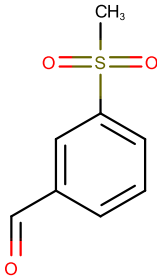
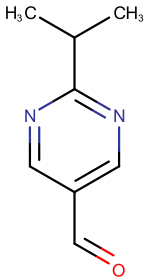
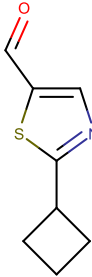
2{705}	
2{706}	
2{707}	
2{708}	

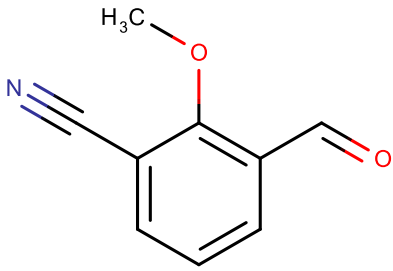
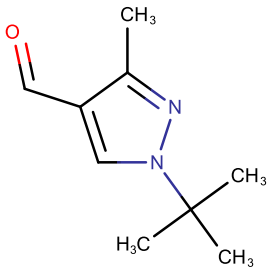
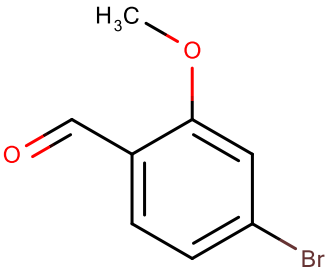
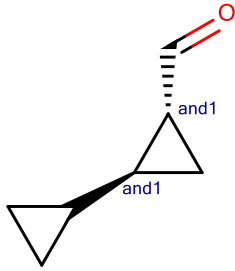
2{709}	
2{710}	
2{711}	
2{712}	

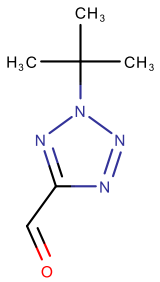
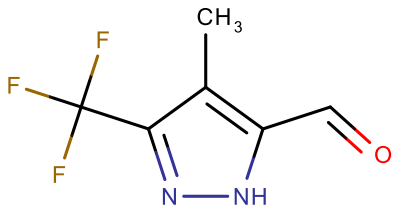
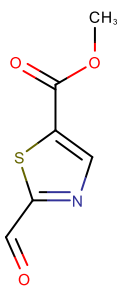
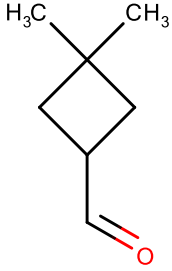
2{713}	
2{714}	
2{715}	
2{716}	

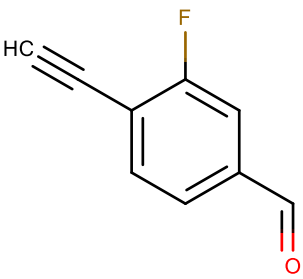
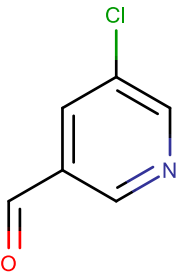
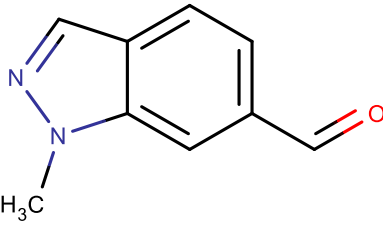
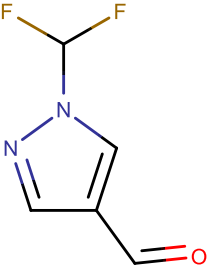
2{717}	
2{718}	
2{719}	
2{720}	

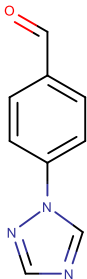
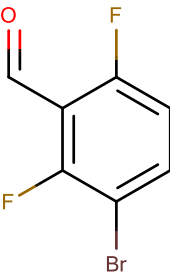
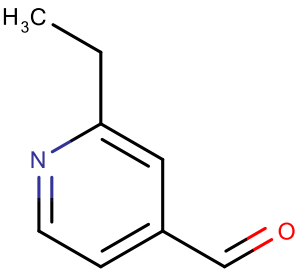
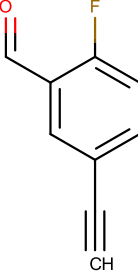
2{721}	
2{722}	
2{723}	
2{724}	

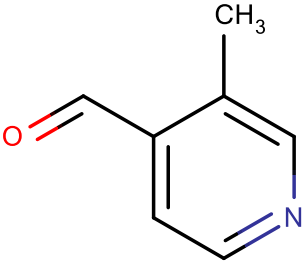
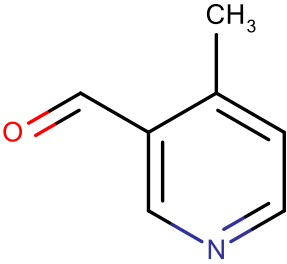
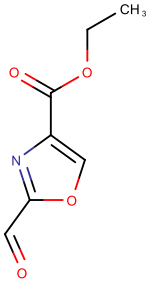
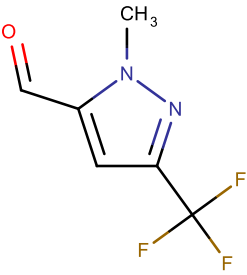
2{725}	
2{726}	
2{727}	
2{728}	

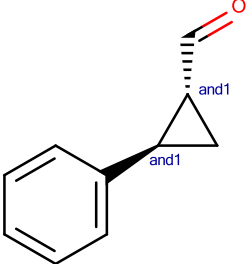
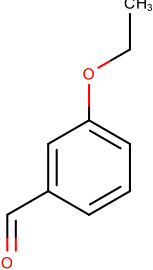
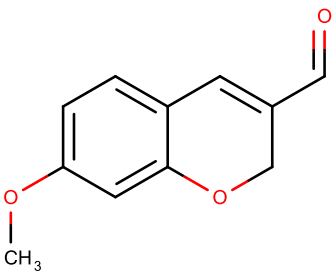
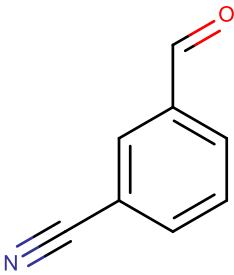
2{729}	
2{730}	
2{731}	
2{732}	

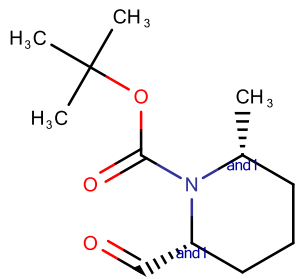
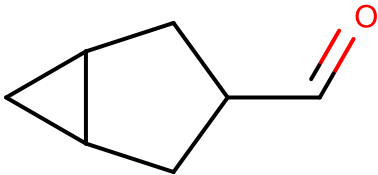
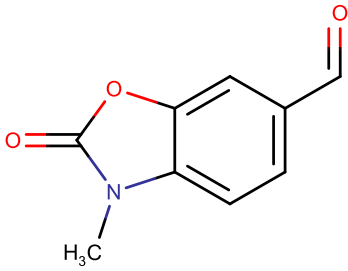
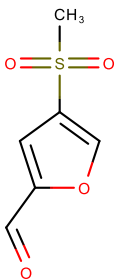
2{733}	
2{734}	
2{735}	
2{736}	

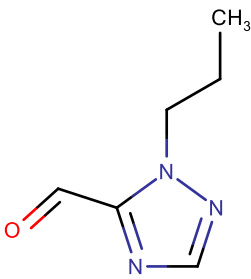
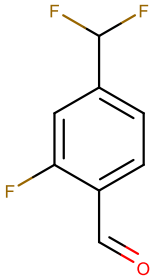
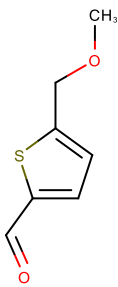
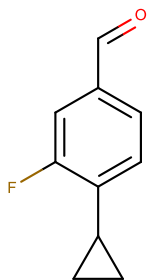
2{737}	
2{738}	
2{739}	
2{740}	

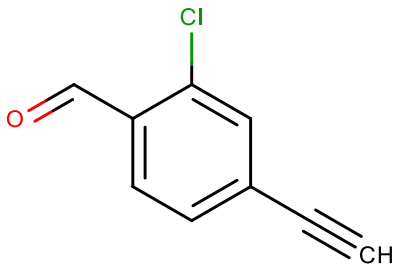
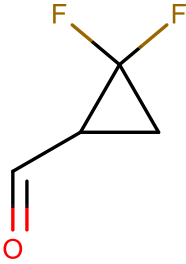
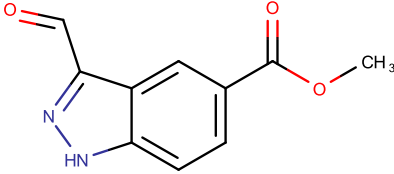
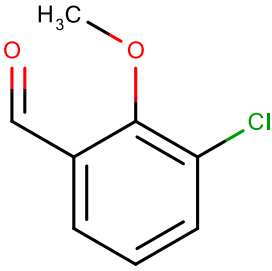
2{741}	
2{742}	
2{743}	
2{744}	

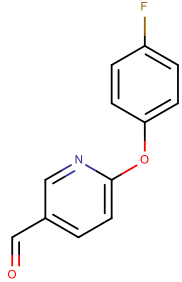
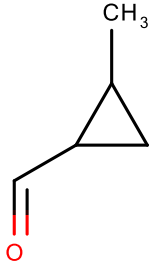
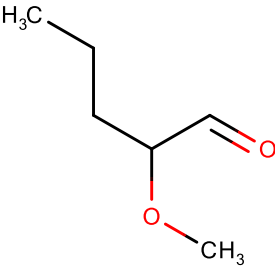
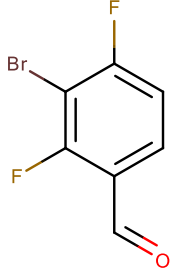
2{745}	
2{746}	
2{747}	
2{748}	

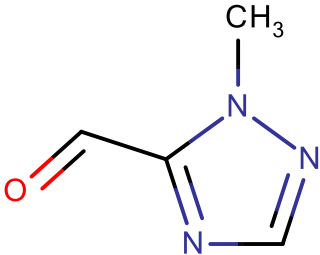
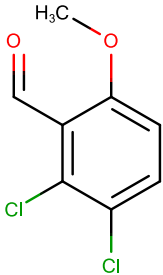
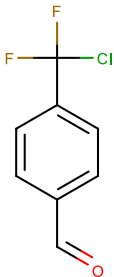
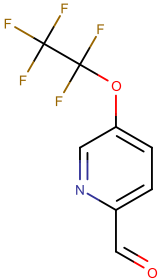
2{749}	
2{750}	
2{751}	
2{752}	

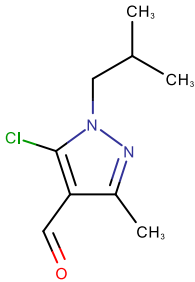
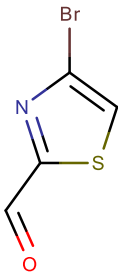
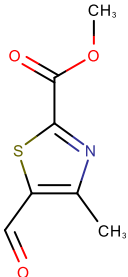
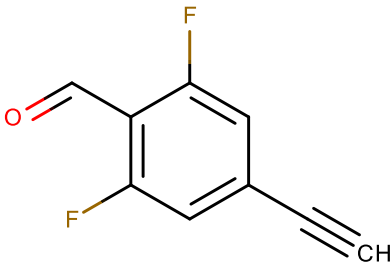
2{753}	
2{754}	
2{755}	
2{756}	

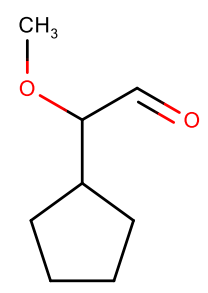
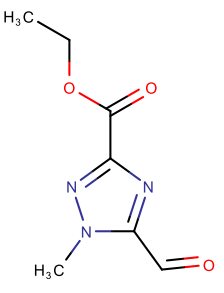
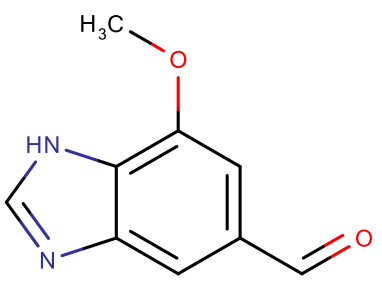
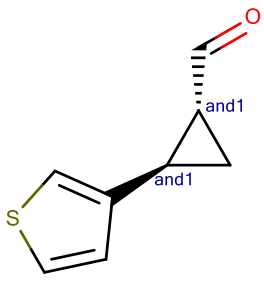
2{757}	
2{758}	
2{759}	
2{760}	

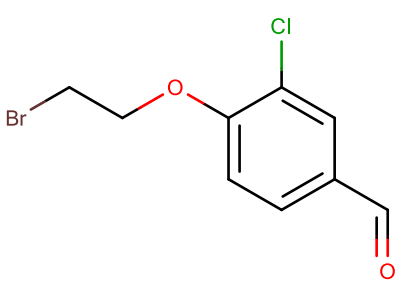
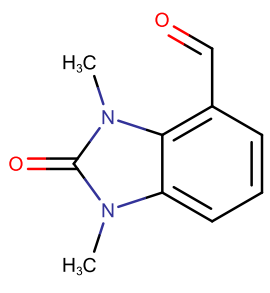
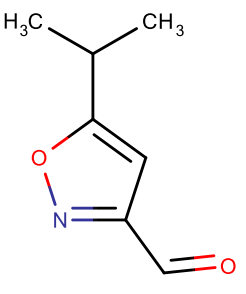
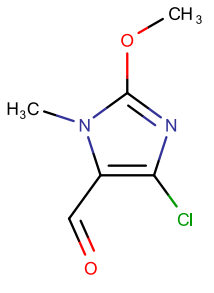
2{761}	
2{762}	
2{763}	
2{764}	

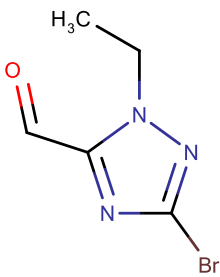
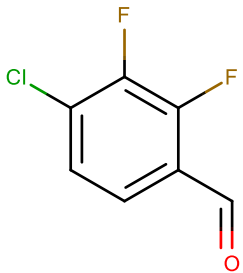
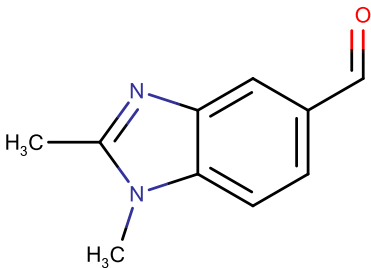
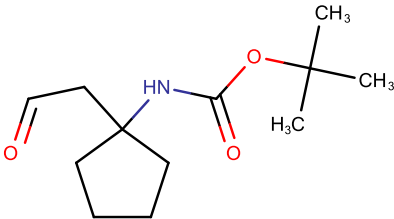
2{765}	
2{766}	
2{767}	
2{768}	

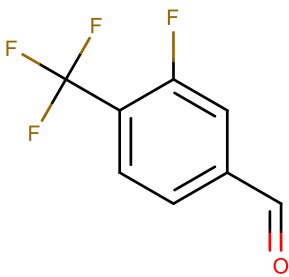
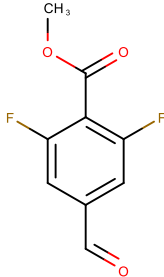
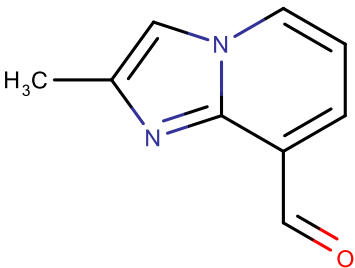
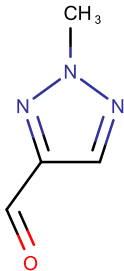
2{769}	
2{770}	
2{771}	
2{772}	

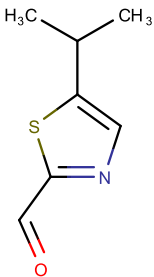
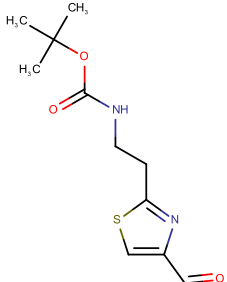
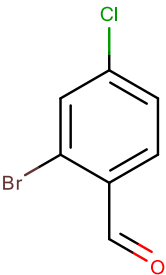
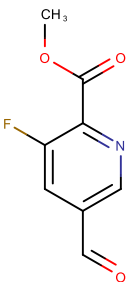
2{773}	
2{774}	
2{775}	
2{776}	

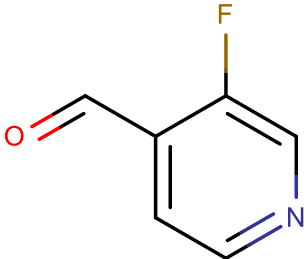
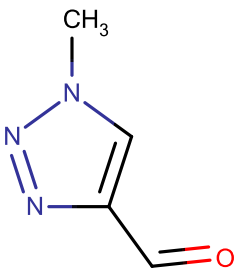
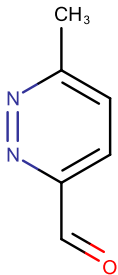
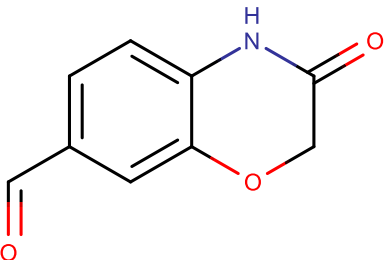
2 {777}	
2 {778}	
2 {779}	
2 {780}	

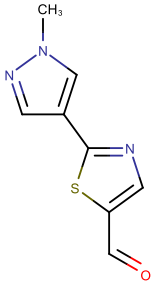
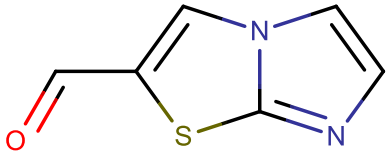
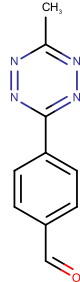
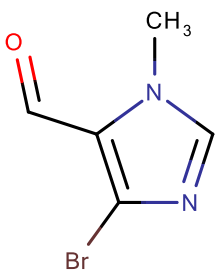
2 {781}	
2 {782}	
2 {783}	
2 {784}	

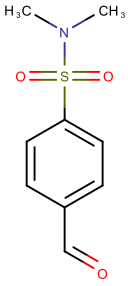
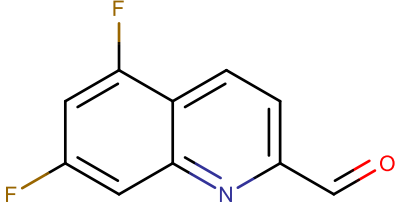
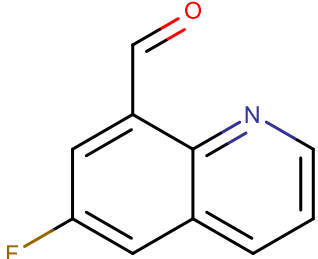
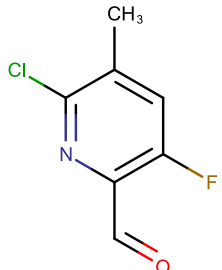
2{785}	
2{786}	
2{787}	
2{788}	

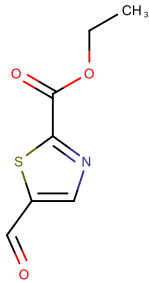
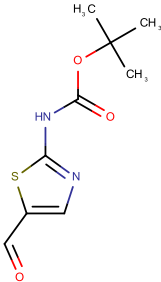
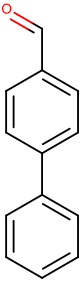
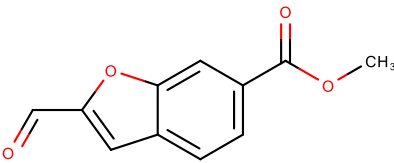
2{789}	
2{790}	
2{791}	
2{792}	

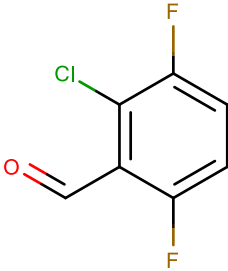
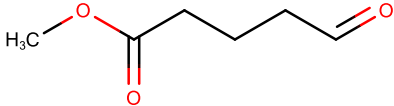
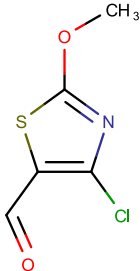
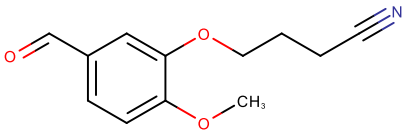
2{793}	
2{794}	
2{795}	
2{796}	

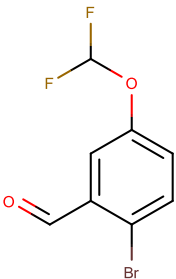
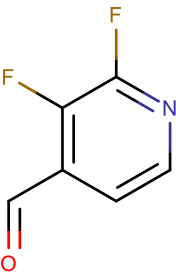
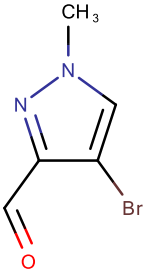
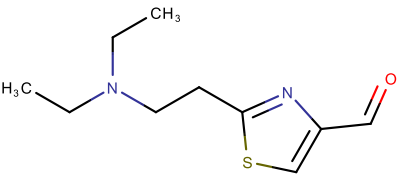
2{797}	
2{798}	
2{799}	
2{800}	

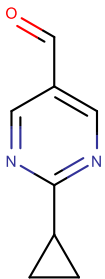
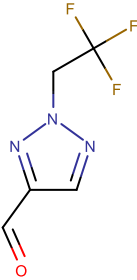
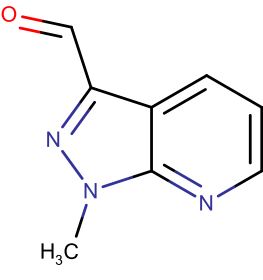
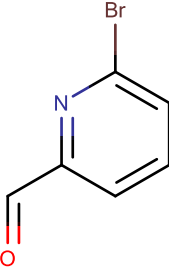
2{801}	
2{802}	
2{803}	
2{804}	

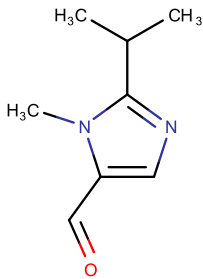
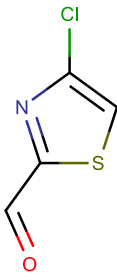
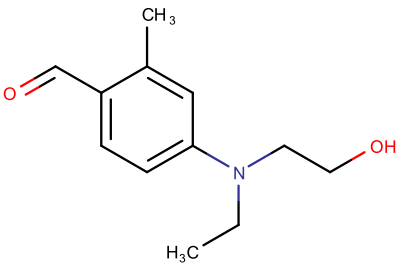
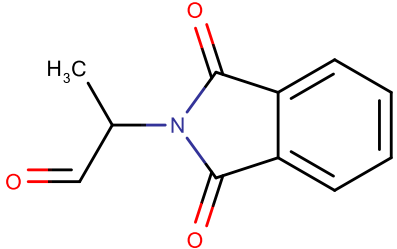
2{805}	
2{806}	
2{807}	
2{808}	

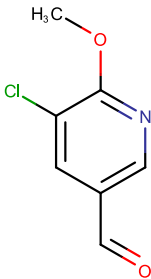
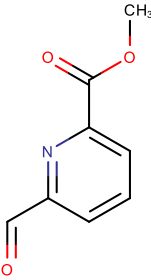
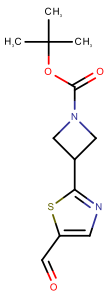
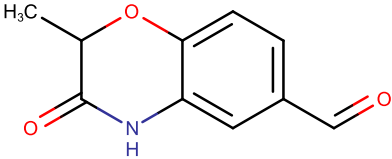
2{809}	
2{810}	
2{811}	
2{812}	

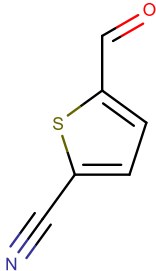
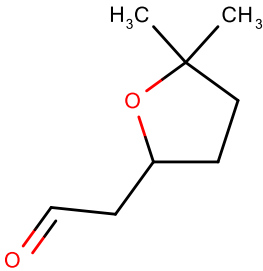
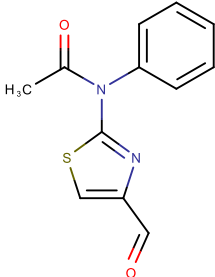
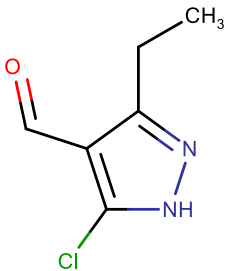
2{813}	
2{814}	
2{815}	
2{816}	

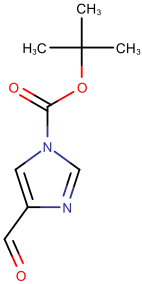
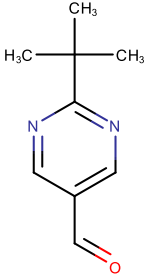
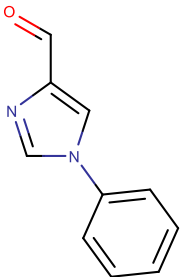
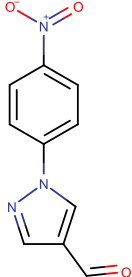
2{817}	
2{818}	
2{819}	
2{820}	

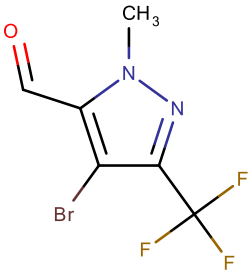
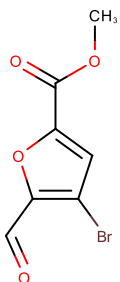
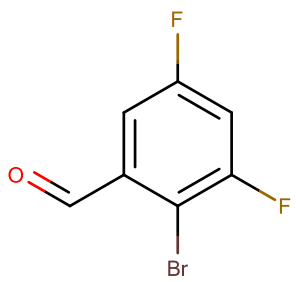
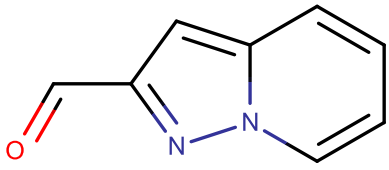
2{821}	
2{822}	
2{823}	
2{824}	

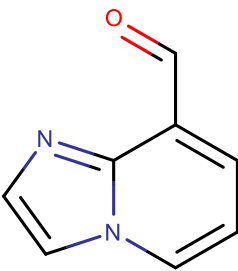
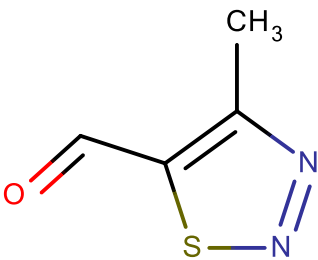
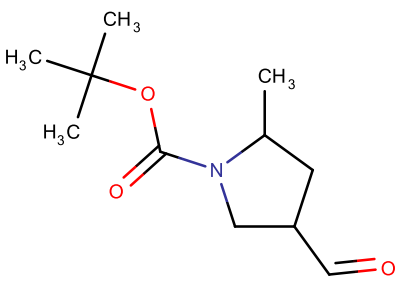
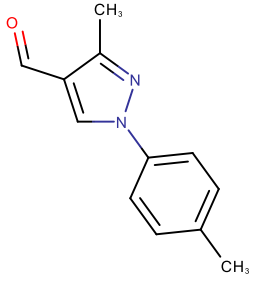
2{825}	
2{826}	
2{827}	
2{828}	

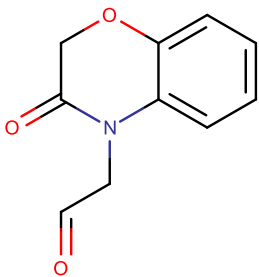
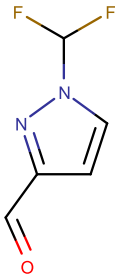
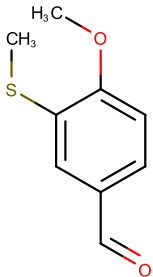
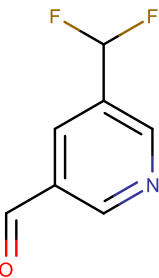
2{829}	
2{830}	
2{831}	
2{832}	

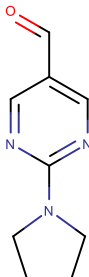
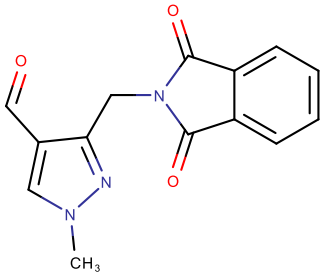
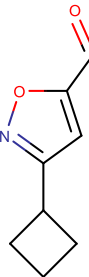
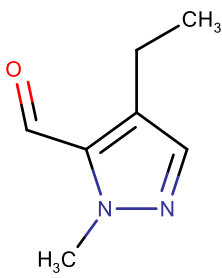
2{833}	
2{834}	
2{835}	
2{836}	

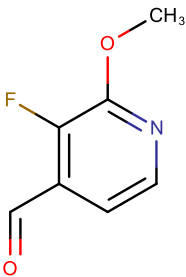
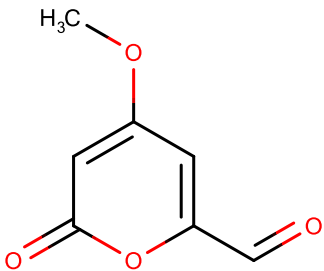
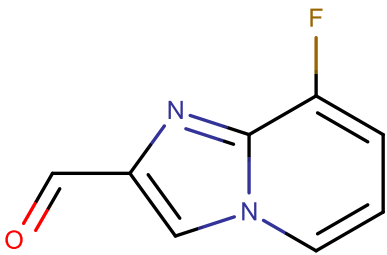
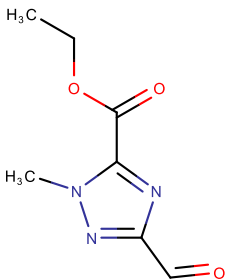
2{837}	
2{838}	
2{839}	
2{840}	

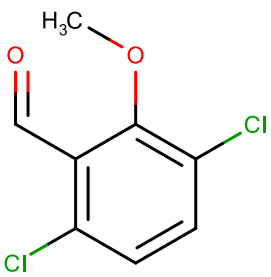
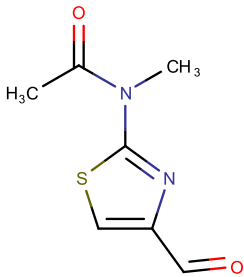
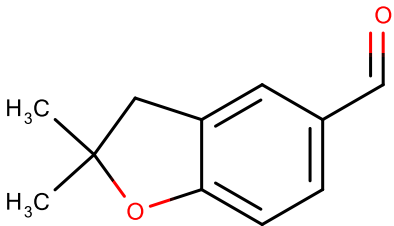
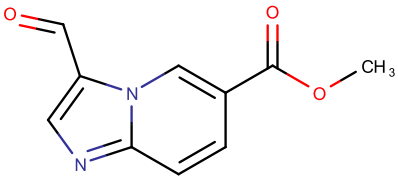
2{841}	
2{842}	
2{843}	
2{844}	

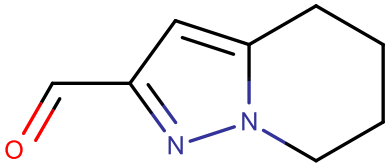
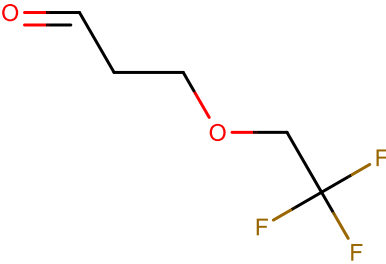
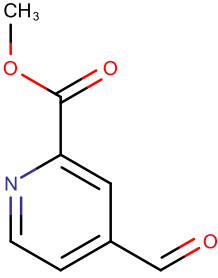
2{845}	
2{846}	
2{847}	
2{848}	

2{849}	
2{850}	
2{851}	
2{852}	

2{853}	
2{854}	
2{855}	
2{856}	

2{857}	 <chem>COc1cc(C=O)c(F)cn1</chem>
2{858}	 <chem>COc1cc(C=O)c(O)c(=O)o1</chem>
2{859}	 <chem>O=Cc1cc2nc3ccccc3n2c1F</chem>
2{860}	 <chem>COC(=O)c1nn(C)c(C=O)n1</chem>

2{861}	 <chem>COc1cc(Cl)c(Cl)cc1C=O</chem>
2{862}	 <chem>CN(C)C(=O)c1cc(C=O)nn1S</chem>
2{863}	 <chem>CC1(C)OCc2cc(C=O)ccc21</chem>
2{864}	 <chem>COC(=O)c1ccc2c(c1)c3ccccc3n2C=O</chem>

2{865}	 <p>Chemical structure of 2-(cyclohex-1-en-1-yl)-1H-indazole-3-carbaldehyde. It features a cyclohexene ring fused to an indazole ring, with an aldehyde group (-CHO) attached to the indazole ring.</p>
2{866}	 <p>Chemical structure of 4-(2,2,2-trifluoroethoxy)butanal. It consists of a butanal chain with a 2,2,2-trifluoroethoxy group (-OCH₂CF₃) attached to the fourth carbon.</p>
2{867}	 <p>Chemical structure of 4-(4-methoxyphenyl)-2-pyridinecarbaldehyde. It features a pyridine ring with an aldehyde group (-CHO) at the 2-position and a 4-methoxyphenyl group (-C₆H₄OC₃H₃) at the 4-position.</p>